



UPES Centre for
Continuing Education

**STUDY ON METHODOLOGIES AND TECHNIQUES USED TO MANAGE OIL
REFINERY MAINTENANCE**

BY

NAME: DEWAKAR BABU V D

SAP ID: 500071754

BATCH YEAR: APRIL 2018

GUIDED BY

NAME: MANIKANDAN DAKSHINAMOORTHY

DESIGNATION: PROJECT MANAGER

ORGANIZATION: TECHSPIN ENGINEERS PVT. LTD.

**A DISSERTATION REPORT SUBMITTED IN PARTIAL FULFILLMENT OF THE
REQUIREMENTS FOR**

MBA – OIL AND GAS MANAGEMENT

**CENTRE FOR CONTINUING EDUCATION
UNIVERSITY OF PETROLEUM & ENERGY STUDIES,
DEHRADUN, INDIA.**



TECHSPIN ENGINEERS PRIVATE LIMITED

TO WHOMSOEVER IT MAY CONCERN

DATE: 16.02.2020

MANIKANDAN DAKSHINMOORTHY (B.Tech., MBA(BITS), M.S.W., PGDP)

Project Manager
Techspin Engineers Pvt. Ltd
No.19, J Block, Vinayagar Kovil Street
MMDA colony, Arumbakkam
Chennai – 600106
Mail : mani1387@gmail.com
Mobile : 9940398128

Subject:-Willingness for Guiding Dissertation of V D Dewakar Babu – Reg No.500071754

Dear Sir,

V D Dewakar Babu is registered for MBA Oil and Gas Management, with the University of Petroleum & Energy Studies, Dehradun in April'18 batch.

I hereby give my acceptance to guide the above student through the Dissertation work **STUDY ON METHODOLOGIES AND TECHNIQUES USED TO MANAGE OIL REFINERY MAINTENANCE** which is a mandatory requirement for the award of EMBA degree.

Thanking You

Yours Sincerely

(MANIKANDAN DAKSHINAMOORTHY)



TECHSPIN ENGINEERS PRIVATE LIMITED

TO WHOMSOEVER IT MAY CONCERN

This is to certify that **Mr. V D DEWAKAR BABU**, a student of **MBA – OIL AND GAS MANAGEMENT**, SAP ID **500071754** of UPES has successfully completed the dissertation report on **“STUDY ON METHODOLOGIES AND TECHNIQUES USED TO MANAGE OIL REFINERY MAINTENANCE”** under my supervision.

Further, I certify that the work is based on the investigation made, data collected and analysed by him and it has not been submitted in any other university or institution for award of any degree. In my opinion it is fully adequate, in scope and utility, as a dissertation towards partial fulfilment for the award of the degree of MBA.

(Signature)

MANIKANDAN DAKSHINAMOORTHY (B.Tech., MBA(BITS)., M.S.W., PGDP)

Project Manager

Techspin Engineers Pvt. Ltd

Mo.19, J Block, Vinayagar Kovil Street

MMBA colony, Arumbakkam

Chennai – 600106

Mail : mani1387@gmail.com

Mobile : +919940398128

Date : 20.04.2020

Place : Chennai

UNIVERSITY OF PETROLEUM AND ENERGY STUDIES

SYNOPSIS



STUDY ON METHODOLOGIES AND TECHNIQUES USED TO
MANAGE OIL REFINERY MAINTENANCE

NAME: DEWAKAR BABU V D

SAP ID: 500071754

BATCH YEAR: APRIL 2018

Guide Sign

A handwritten signature in blue ink, appearing to read 'D. Dewakar Babu V D', is written within a rectangular box.

Student sign

A handwritten signature in blue ink, appearing to read 'Dewakar', is written within a rectangular box.

UNIVERSITY OF PETROLEUM AND ENERGY STUDIES

SYNOPSIS

1. TITLE OF THE DISSERTATION:

Study on methodologies and techniques used to manage oil refinery maintenance

2. BACKGROUND OF THE STUDY

The oil and gas industry works to stringent gauges that principally endeavour to keep gear running effectively while methodology and strategies for maintaining oil refinery. Complying with such principles is testing since oil tasks include boring both ashore and seaward, supply building, admirably adjusting, creation administrations, refining and transportation of oil based commodities, and numerous different activities. In addition to the fact that it is trying to fit in with industry benchmarks, yet it is costly to keep up a sheltered working environment and to shield from hurt. It is important to outfit labourers with defensive attire; to persistently prepare them on rehearsing wellbeing methods; and to stay up with the latest on rehearsing improved gear assessment strategies.

As a basic segment of an administration program, maintenance specialists and professionals devote time to creating and executing maintenance methodologies that enhance generation and use refinery maintenance systems. Run of the refinery maintenance systems incorporate cleaning, examination, grease, testing, supplanting, or potentially fixing segments. Besides, the obligations of a maintenance architect might be prescient or preventive. The principal distinction among prescient and preventive maintenance is that prescient maintenance is a persistent procedure dependent on the present state of hardware while preventive maintenance is acted in planned interims dependent on the age and remaining existence of a bit of gear.

3. REVIEW OF LITERATURE:

In the time of worldwide challenge, indeed, practically all the force, preparing and fabricating parts are required to lessen their general expense while maintaining the worth and dependability of their benefits. Among others, one of the techniques that have gotten well known as a financially savvy one is the unwavering quality focused maintenance Khamba(2015). The execution of a successful maintenance program speaks to a key factor for lessening costs while keeping dependable hardware and frameworks; in working settings like treatment facilities, the assessment of the parts dependability and the relative maintenance activities must be made thinking about the higher hazard condition. Ahuja(2013)

proposed an adjusted disappointment mode impact and criticality examination methodology in which the criticality assessment is made thinking about both generation exhibitions and clients/labourers security.

Trentesaux(2012) exhibited the utilization of together with a choice emotionally supportive network for the foundation of extra parts criticality with an emphasis on oil refinery maintenance needs. Gabbrielli (2010) proposed rather another maintenance choice procedure by incorporating the criticality of different variables identified with disappointment and fix of a part/sub-framework as an option in contrast to customary disappointment mode and impacts examination approach. The methodology exhibited depends on logical progressive procedure system which gives a guide to the maintenance directors/experts to define a proficient and successful need positioning of the different parts/disappointment modes dependent on various maintenance issues.

4. PROBLEM STATEMENT:

Oil refineries assume a basic job in the worldwide oil store network as there is a steady need to change over raw petroleum into different items. The activity of oil refineries is unpredictable and includes a huge number of gear frameworks including tremendous channelling systems, refining sections, and capacity tanks. Making a viable maintenance management program for these advantages is a basic segment in the productive and safe activity of refineries.

At its center problem, maintenance management is a system that frameworks the needs, methodologies, and assets that an activity will use to facilitate its maintenance exercise. For oil refineries, these maintenance exercises preventive, prescient, and remedial are the absolute generally significant in forestalling occurrences and maintaining a proficient creation condition.

Maintenance management nowadays ordinarily includes the arrangement of an electronic maintenance management framework through which different parts are coordinated. On the product side, this incorporates generation planning and cost frameworks, while for equipment this can include screens, scanners, resource labels, and different segments having this data accessible through a degree of clearness from which can deal with the whole plant's maintenance exercises.

5. NEED OF THE RESEARCH:

Rising difficulties in the oil industry are ending up being an impetus for change in the management of offices, new and old, around the world. The development sought after for crude oil and is probably not going to give any huge indications of easing back throughout

the following decade however actually organizations are confronted with more noteworthy extraction costs because of the expanding shortage of customary crude oil saves, and the challenges related with the extraction or potentially handling of unusual stores situated in the profundities of the seas.

So also, as sources develop, stream eases back and costs increment as cutting edge innovations are required to improve recuperation. Another test, regular to all enterprises, is the enhancement of hardware accessibility versus costs. Moreover, because of the exceptionally basic nature of the oil exercises, the industry can't bear the cost of startling disappointments. Numerous organizations are exploring the more extensive execution of computerization to diminish the quantity of workers required and the dangers they are exposed to in an offer to improve proficiency and lessening human blunder and dangers.

6. OBJECTIVES OF THE STUDY:

- To find out the different methodology for managing oil refinery
- To assess various maintenance techniques used in oil refinery
- To utilize the management methods oil refinery and analyse how to maintain it
- To discuss about the oil refinery that how to reduce the cost for maintenance

7. RESEARCH METHODOLOGY:

There is likewise an expansion in kept an eye on offices, especially in remote areas and these patterns will unavoidably increment working expenses. From a speculation point of view, the vulnerability in supply implies that speculators will be hoping to minimal effort of generation and maintenance activities to guarantee the security of their venture. Because of these patterns and difficulties, oil refinery organizations are hoping to enhance generation and improve resource honesty management. A successful methodology for maintenance program and should be possible with qualitative and quantitative procedure.

The qualitative procedure incorporate is a fundamental and noteworthy part of tasks with numerous advantages, including; the decrease of personal time because of startling hardware disappointment, which improves dependability and practicality, expanding gear accessibility and use. Advancing maintenance additionally improves the helpful existence of hardware. Proactive or safeguard maintenance methodologies are a fundamental part of a compelling maintenance program.

The quantitative procedure include with the condition-based maintenance gives a powerful comprehension of hardware condition while in activity and is utilized to foresee disappointment in mechanical frameworks through issue finding from condition observing

signs utilizing diagnostics and prognostics. Methodologies are right now a significant focal point of maintenance and maintenance because of the patterns and difficulties, expanded multifaceted nature in modern advances.

8. SOURCES OF DATA:

Alongside the enormous and complex hardware and gear, another quality of such offices is a moderately little workforce. An advantage of a proficient for this situation is that condition data contacts the applicable individuals and maintenance exercises can be concentrated where and when they are required. Data and correspondence innovations are enabling enormous organizations to create focal maintenance center points that screen remote offices; cautioning and giving help to on location maintenance staff. Remote offices are regularly more of the time found seaward in profound water. The critical challenges related with the assessment of seaward oil creation offices in profound water stress the significance of changeless condition observing gadgets and subtleties are gathered dependent on primary and secondary data process.

The primary data gathered dependent on the need to quantify materials corruption because of consumption, giving an outline of customary and current erosion observing systems and patterns significant to the oil refinery industry. The secondary data gathered dependent on the Petroleum refineries handling plants are huge and complex activities with numerous frameworks and subsystems working all the while. Inside and between every framework are separators, heat exchangers valves, scrubbers, gatherers, channelling frameworks, and pivoting mechanical frameworks are investigated routinely.

9. SAMPLING:

As oil refinery organizations relocate into progressively threatening situations, the job will be foremost to their achievement in maintaining activity and generation levels. Right off the bat, the recurrence of maintenance interims is probably going to be unique in relation to offices in all the more pleasing situations and besides, the proficiency and viability of maintenance bolster administrations and conveyance of provisions might be influenced. This features the requirement for constant condition checking data to build up a comprehension of the contrasting maintenance interims, to give more noteworthy lead times to maintenance prerequisites and exercises.

In any case, samples collected when choosing condition markers as those that are delicate to operational factors will definitely deliver condition observing data that may deceive ensuing methodology analyses. Computerization of oil creation and partition offices is attractive as plants gotten all the more every now and again situated in remote regions that are hard to get

to. The questionnaire is given of the oil refinery industry is unmistakably an important instrument for estimating maintenance management, both in existing offices and in future improvements with new and fluctuating difficulties by this we have collected 100 samples for the examination in the advancement for enhancing utility in the oil refinery industry.

10. EXPECTED OUTCOME OF THE STUDY:

Oil refineries are required to create and execute composed working strategies that give clear guidelines to securely leading exercises engaged with each secured procedure steady with the procedure wellbeing data. Working methodology must give clear guidelines not exclusively to indicate the means for ordinary activities, yet additionally for upset conditions, brief tasks, safe work practices, and crisis shutdown. Working methodology must address the essential perils that are or could be experienced all the while. During investigations, many working methods references came about because of a total nonappearance of composed working systems.

Notwithstanding, in any event, while working methodology existed, found that they were not constantly precise or executed as composed. Over the lifetime of a unit, working exercises may start to go amiss from the first composed strategy. Now and again deviations can deliver the ideal outcome, different occasions it can put labourers in risky conditions. During examinations, found numerous examples where administrators veered off from the composed working systems. To forestall this, management and administrators should meet to survey the adequacy of existing systems, and overhaul them as important. A solid investment plan can encourage this association to acknowledge when a methodology is unreasonable or unattainable; however they should be urged to move toward management.

BIBLIOGRAPHY

1. Khamba, S. (2015). Entire creative care application in an industrial group. *Global Periodical of Output and Excellence Organization*, 5(7), 380–391.
2. Ahuja, J. (2013). Study of industrial presentation attainments finished planned entire creative care enterprises. *Global Periodical of Output and Excellence Organization*, 3(5), 132–145.
3. Trentesaux, D. (2012). Lively preparation of upkeep errands in the oil manufacturing: A strengthening method. *Manufacturing Requests of Fake Intellect*, 24, 189–193.
4. Gabbrielli, A. (2010). Monte Carlo imitation method for an adapted in a control plant. *Excellence and Dependability Manufacturing Worldwide*, 19, 323–344.

5. Marchetti, B. (2012). Growth of an advanced criticality catalogue for improvement running in an oil factory. *Universal Periodical of Output and Superiority Administration*, 8(6), 529–554.



UPES Centre for
Continuing Education

**STUDY ON METHODOLOGIES AND TECHNIQUES USED TO MANAGE OIL
REFINERY MAINTENANCE**

BY

NAME: DEWAKAR BABU V D

SAP ID: 500071754

BATCH YEAR: APRIL 2018

GUIDED BY

NAME: MANIKANDAN DAKSHINAMOORTHY

DESIGNATION: PROJECT MANAGER

ORGANIZATION: TECHSPIN ENGINEERS PVT. LTD.

**A DISSERTATION REPORT SUBMITTED IN PARTIAL FULFILLMENT OF THE
REQUIREMENTS FOR**

MBA – OIL AND GAS MANAGEMENT

**CENTRE FOR CONTINUING EDUCATION
UNIVERSITY OF PETROLEUM & ENERGY STUDIES,
DEHRADUN, INDIA.**

ACKNOWLEDGEMENT

This is to acknowledge with thanks the help guidance and support that I have received during the Dissertation.

I have no words to express a deep sense of gratitude to the management of **TECHSPIN ENGINEERS PVT. LTD.** For giving me an opportunity to pursue my Dissertation, and in particular **Mr. MANIKANDAN DAKSHINAMOORTHY**, for his able guidance and support.

I must also thank **Mr. VENKATESH** and **Mr. ARAVIND** for their valuable support.

I also place on record my appreciation of the support provided by **Mr. P KANAGARAJ** and other staff of **ANNA CENTENARY LIBRARY**.

Finally, I also thank **Mr. A ARUN KRISHNAN** for typing the manuscript.

ABSTRACT

The methodology and techniques for maintenance and to analysis a key significance inside a refinery from the hierarchical, designing and financial perspective. The assurance of a calculation, which permits an orderly and beyond what many would consider possible programmed way to deal with management of disappointment information, can make generous upgrades in the association of work and in the basic leadership forms.

A board of master, made up of academicians and refinery administrators, was framed so as to build up an Inspection and Maintenance methodology. Advancement technique created includes six modules: recognizable proof of the extension, useful analysis, risk appraisal, risk assessment, activity determination and arranging, calculation and activity acknowledgment. Thinking about verifiable information with respect to Near Accidents, Operating Drawbacks, Occupational and Environmental Accidents happened in refinery in the course of the most recent years the board of master characterized a risk network so as to assess the risk related to basic occasions and maintenance exercises. Five likelihood classes and five seriousness classifications, that consider four effect classes Health and Safety, Environmental, Economic and Reputation, have been characterized.

This research reports the utilization of the methodology in explicit stages to maintenance exercises of the refinery, for example the petroleum refinery turnaround and work orders management. The board of master created heuristic methods so as to apply the technique to the cases permitting the refinery to limit the general risk contemplating the points of confinement in term of time and spending plan in turnaround case and of HR in the management of work orders. The outcomes have featured a reasonable improvement in the records which measure the nature of maintenance.

TABLE OF CONTENTS

CHAPTER 1 INTRODUCTION.....	9
1.1 Background of the research	9
1.2 Problem Statement	9
1.3 Need for the research.....	10
1.4 Objectives of the research.....	11
1.5 Studies on Methodology.....	11
1.6 Choosing Appropriate Research Methodologies	12
1.7 Techniques.....	16
CHAPTER 2 INDUSTRY PROFILE	20
2.1 Oil Refinery Maintenance	20
2.2 Implement a Preventive Maintenance Strategy	21
2.3 Preventive Measures	23
2.4 Methodology to Maintain Oil Refinery.....	26
2.5 Equipment Critical Analysis.....	28
2.6 Tools and Techniques.....	31
CHAPTER 3 LITERATURE REVIEW	37
3.1 Risk Based Inspection and Maintenance Procedures.....	37
3.2 Methods Applied In Refinery	38
3.3 Monitoring and Maintenance Systems.....	39
3.4 Work Orders Management	45
3.5 Turnaround Management in an Oil Refinery.....	47

CHAPTER 4 RESEARCH METHODOLOGY	52
4.1 Research Method.....	52
4.2 Source of the Data.....	52
4.3 Sampling.....	53
CHAPTER 5 DATA ANALYSIS AND INTERPRETATION.....	54
CHAPTER 6 CONCLUSION AND RECOMMENDATIONS	64
BIBLIOGRAPHY.....	66

LIST OF FIGURES

5.5 Time taken for maintenance in refinery	58
--	----

LIST OF TABLES

1 Equipment criticality index	27
2 The inputs, tools, techniques and outputs of this analysis	28
3 Consequence classification example.....	30
4 Sparring/redundancy degrees.....	31
5 MTBF index	34
6 MTBF and other indexes.....	34
7 Criticality indexes for the described case study	36
5.1 Analysing the refinery process in company	54
5.2 Maintenance activities done in a company.....	55
5.3 Identifying the potential in refinery	56
5.4 Examining the refinery plant	57
5.5 Time taken for maintenance in refinery	58
5.6 Decision making applied in the analysed refinery	59
5.7 Different methodology used to managing oil refinery.....	60
5.8 Various maintenance techniques used in oil refinery	61
5.9 Management methods and analyses to maintain the refinery.....	62
5.10 How to reducing the cost for maintenance management in Oil refinery?.....	63

LIST OF CHARTS

5.1 Analysing the refinery process in company	54
5.2 Maintenance activities done in a company.....	55
5.3 Identifying the potential in refinery	56
5.4 Examining the refinery plant	57
5.6 Decision making applied in the analysed refinery	59
5.7 Different methodology used to managing oil refinery	60
5.8 Various maintenance techniques used in oil refinery	61
5.9 Management methods and analyses to maintain the refinery.....	62
5.10 How to reducing the cost for maintenance management in Oil refinery?.....	63

CHAPTER 1

INTRODUCTION

1.1 BACKGROUND OF THE STUDY

The oil and gas assessment industry works to stringent gauges that principally endeavor to keep gear running effectively while methodology and strategies for maintaining oil refinery. Complying with such principles is testing since oil tasks include boring both ashore and seaward, supply building, admirably adjusting, creation administrations, refining and transportation of oil based commodities, and numerous different activities. In addition to the fact that it is trying to fit in with industry benchmarks, yet it is costly to keep up a sheltered working environment and to shield from hurt. It is important to outfit labourers with defensive attire; to persistently prepare them on rehearsing wellbeing methods; and to stay up with the latest on rehearsing improved gear assessment strategies.

As a basic segment of an administration program, maintenance specialists and professionals devote time to creating and executing maintenance methodologies that enhance generation and use savvy maintenance systems. Run of the mill maintenance systems incorporate cleaning, examination, grease, testing, supplanting, or potentially fixing segments. Besides, the obligations of a maintenance architect might be prescient or preventive. The principal distinction among prescient and preventive maintenance is that prescient maintenance is a persistent procedure dependent on the present state of hardware while preventive maintenance is acted in planned interims dependent on the age and remaining existence of a bit of gear.

1.2 PROBLEM STATEMENT

Oil refineries assume a basic job in the worldwide oil store network as there is a steady need to change over raw petroleum into different items. The activity of oil refineries is unpredictable and includes a huge number of gear frameworks including tremendous channeling systems, refining sections, and capacity tanks. Making a viable maintenance management program for these advantages is a basic segment in the productive and safe activity of refineries.

At its center problem, maintenance management is a system that frameworks the needs, methodologies, and assets that an activity will use to facilitate its maintenance exercise. For oil refineries, these maintenance exercises preventive, prescient, and remedial are the absolute generally significant in forestalling occurrences and maintaining a proficient creation condition.

Maintenance management nowadays ordinarily includes the arrangement of an electronic maintenance management framework through which different parts are coordinated. On the product side, this incorporates generation planning and cost frameworks, while for equipment this can include screens, scanners, resource labels, and different segments having this data accessible through a degree of clearness from which can deal with the whole plant's maintenance exercises.

1.3 NEED OF THE RESEARCH

Rising difficulties in the oil industry are ending up being an impetus for change in the management of offices, new and old, around the world. The development sought after for crude oil and is probably not going to give any huge indications of easing back throughout the following decade or more, however actually organizations are confronted with more noteworthy extraction costs because of the expanding shortage of customary crude oil saves, and the challenges related with the extraction or potentially handling of unusual stores situated in the profundities of the seas.

So also, as sources develop, stream eases back and costs increment as cutting edge innovations are required to improve recuperation. Another test, regular to all enterprises, is the enhancement of hardware accessibility versus costs. Moreover, because of the exceptionally basic nature of the oil exercises, the industry can't bear the cost of startling disappointments. Numerous organizations are exploring the more extensive execution of computerization to diminish the quantity of workers required and the dangers they are exposed to in an offer to improve proficiency and lessening human blunder and dangers.

1.4 OBJECTIVES OF THE STUDY

- To find out the different methodology for managing oil refinery
- To meet the various maintenance techniques used in oil refinery
- To realize the management methods and analyses how to maintain the refinery
- To discuss the oil refinery how to reduce the cost for maintenance management

1.5 STUDIES ON METHODOLOGY

Methodology is the precise, hypothetical analysis of the methods applied to a field of study. It contains the hypothetical analysis of the assortment of methods and standards related with a part of information. Commonly, it envelops ideas, for example, worldview, hypothetical model, stages and quantitative or subjective techniques.

A methodology doesn't decide to give arrangements it is along these lines, not equivalent to a strategy. Rather, a methodology offers the hypothetical supporting for understanding which strategy, set of methods, or best practices can be applied to a particular case, for instance, to ascertain a particular outcome.

It has been characterized likewise as follows:

- "The analysis of the standards of methods, rules, and proposes utilized by a control";
- "The methodical investigation of methods that are, can be, or have been applied inside an order";
- "The study or depiction of methods".

Methodology, hypothesis, worldview, calculation, and technique

The methodology is the general research system that blueprints the manner by which research is to be embraced and, in addition to other things, recognizes the methods to be utilized in it. These methods, portrayed in the methodology, characterize the methods or methods of information assortment or, some of the time, how a particular outcome is to be determined. Methodology doesn't characterize explicit methods, despite the fact that much consideration is given to the nature and sorts of procedures to be followed in a specific system or to achieve a target.

At the point when legitimate to an investigation of methodology, such procedures establish a helpful conventional system, and may along these lines be separated into sub-forms, consolidated, or their arrangement changed.

A worldview is like a methodology in that it is likewise a productive structure. In hypothetical work, the improvement of ideal models fulfills most or the entirety of the criteria for methodology. A calculation, similar to a worldview, is likewise a sort of valuable system, implying that the development is a sensible, as opposed to a physical, cluster of associated components.

Any depiction of methods for figuring of a particular outcome is constantly a portrayal of a technique and never a depiction of a methodology. It is therefore critical to abstain from utilizing methodology as an equivalent word for technique or assemblage of methods. Doing this movements it away from its actual epistemological importance and lessens it to being simply the method, or the arrangement of apparatuses, or the instruments that ought to have been its result. A methodology is the structure procedure for doing research or the advancement of a system and isn't in itself an instrument, or technique, or strategy for getting things done.

Methodology and technique are not compatible. As of late, be that as it may, there has been an inclination to utilize methodology as a "bombastic substitute for the word strategy". Utilizing methodology as an equivalent word for technique or set of methods prompts disarray and error and undermines the best possible analysis that ought to go into structuring research.

1.6 CHOOSING APPROPRIATE RESEARCH METHODOLOGIES

Choosing qualitative or quantitative research methodologies

Your research will direct the sorts of research systems you use to support your work and methods you use so as to gather data. On the off chance that you wish to gather quantitative data you are likely estimating factors and confirming existing speculations or theories or addressing them. Data is frequently used to produce new speculations dependent on the aftereffects of data gathered about various factors. One's partners are regularly a lot more joyful about the capacity to confirm quantitative data the same number of individuals have a sense of security just with numbers and measurements.

Be that as it may, regularly assortments of measurements and calculating are not the response to getting implications, convictions and experience, which are better comprehended through qualitative data. What's more, quantitative data, it must be recollected, are likewise gathered as per certain research vehicles and basic research questions. Indeed, even the creation of numbers is guided by the sorts of inquiries posed of the subjects, so is basically emotional, in spite of the fact that it shows up less so than qualitative research data.

Qualitative research

This is completed when we wish to get implications, take a gander at, depict and get understanding, thoughts, convictions and qualities, intangibles, for example, these. Model: a territory of concentrate that would profit by qualitative research would be that of understudies' learning styles and ways to deal with study, which are depicted and saw abstractly by understudies.

Using quantitative and qualitative research methods together

This is a typical methodology and encourages you to 'triangulate' ie to back up one lot of discoveries from one strategy for data assortment supported by one methodology, with another totally different technique supported by another methodology - for instance, you may give out a survey (regularly quantitative) to accumulate factual data about reactions, and afterward back this up and research in more profundity by talking (ordinarily qualitative) chose individuals from your poll test.

Research methods in brief

Take a gander at the exceptionally concise layouts of various methods underneath. Think about which you mean utilizing and whether you could likewise think that its progressively helpful to join the quantitative with the qualitative.

Qualitative research methods

- Interviews

Interviews empower eye to eye dialog with human subjects. On the off chance that you are going to utilize interviews you should choose whether you will take notes (diverting), tape the meeting (precise yet tedious) depend on your memory (absurd) or write in their answers (can prompt shut addressing for the wellbeing of time). On the off chance that you choose to

talk with you should draw up a meeting timetable of inquiries which can be either shut or open inquiries, or a blend of these. Shut inquiries will in general be utilized for posing for and getting answers about fixed actualities, for example, name, numbers, etc. They don't require hypothesis and they will in general produce short answers. With shut inquiries you could even offer your interviewees a little choice of potential responses from which to pick. On the off chance that you do this you will have the option to deal with the data and evaluate the reactions effectively. The Household Survey and Census pose shut inquiries, and frequently economic researchers who stop you in the road do as well. You may approach them to demonstrate how valid for them a specific articulation was felt to be, and this also can give both a shut reaction, and one which can be evaluated (30% of those asked said they never ate rice, while 45% said they did so normally in any event once every week... etc).

The issue with shut inquiries is that they limit the reaction the interviewee can give and don't empower them to think profoundly or test their genuine sentiments or qualities.

On the off chance that you pose open inquiries, for example, 'what's your opinion about the expansion in rush hour gridlock?' you could inspire a practically interminable number of reactions. This would give you an awesome thought of the assortment of thoughts and emotions individuals have, it would empower them to think and talk for more thus show their sentiments and perspectives all the more completely. Be that as it may, it is exceptionally hard to evaluate these outcomes. You will find that you should peruse every one of the remarks and to arrange them after you have gotten them, or just report them in their assorted variety and offer general expressions, or select specific remarks on the off chance that they appear to accommodate your motivation. On the off chance that you choose to utilize interviews:

- Identify your example.
- Draw up a lot of inquiries that appear to be suitable to what you have to discover.
- Do start with some fundamental shut inquiries (name and so forth.).
- Don't pose driving inquiries.
- Try them out with a partner.
- Pilot them, at that point refine the inquiries so they are really drawn in with your research object.
- Contact your interviewees and ask authorization, clarify the meeting and its utilization.

- Carry out interviews and keep notes/tape.
- Transcribe.
- Thematically examine results and relate these discoveries to others from your other research methods.

Quantitative research methods

Questionnaires

Questionnaires frequently appear to be a consistent and simple choice as a method for gathering data from individuals. They are very hard to structure and on account of the recurrence of their utilization in all settings in the cutting edge world, the reaction rate is almost continually going to be an issue (low) except if you have methods for making individuals complete them and hand them in on the spot (and this obviously restrains your example, to what extent the survey can be and the sorts of inquiries posed). Similarly as with interviews, you can choose to utilize shut or open inquiries, and can likewise offer respondents numerous decision inquiries from which to pick the explanation which most almost portrays their reaction to an announcement or thing. Their format is a work of art in itself on the grounds that in inadequately spread out questionnaires respondents tend, for instance, to rehash their ticking of boxes in a similar example. Whenever given a decision of reaction on a scale 1-5, they will as a rule choose the center point, and frequently will in general pass up a great opportunity subsections to questions. You have to accept master exhortation in setting up a survey, guarantee that all the data about the respondents which you need is incorporated and filled in, and guarantee that you really get them returned. Anticipating that individuals should pay to return postal questionnaires is sheer indiscretion, and drawing up an extremely protracted poll will likewise repress reaction rates. You should guarantee that questions are clear, and that you have solid methods for gathering and dealing with the data. Setting up a poll that can be perused by an optical imprint peruser is a fantastic thought on the off chance that you wish to gather huge quantities of reactions and break down them factually instead of perusing every survey and entering data physically.

You would think that it's helpful to counsel the scope of full and incredible research books accessible. These will bargain in a lot more prominent profundity with the explanations behind, procedures of holding, and procedures of examining data from the assortment of research methods accessible to you.

Creating and utilizing a poll - a few hints:

- Identify your research questions
- Identify your example
- Draw up a rundown of fitting inquiries and give them a shot with an associate
- Pilot them
- Ensure questions are very much spread out and it is clear how to 'score them' (tick, circle, erase)
- Ensure questions are not driving and befuddling
- Code up the poll so you can investigate it a short time later
- Gain authorization to utilize questionnaires from your example
- Ensure they put their names or numbers on so you can distinguish them however keep genuine names private
- Hand them out/post them with answer paid envelopes
- Ensure you gather in however many as could be allowed
- Follow up in the event that you get a little return
- Analyse measurably if conceivable as well as specifically

1.7 TECHNIQUES

Determination of the correct research technique(s) is one of the key elements choosing the methodological basis of the research and ensuing analysis. Every one of the individual techniques used to acquire data is connected to explicit analysis and understanding procedures. Only one out of every odd system can be utilized to transpose the outcomes acquired legitimately onto the pool of research subjects. A research system and, along these lines, the research test, ought to be characterized considering the research targets solidly.

It is progressively normal for researchers and scholastics to consolidate various techniques inside a solitary research venture (Mixed-Mode Data Collection). This methodology assists with lessening missteps and irregularities that can emerge because of the example's structure, populace inclusion and nonattendance of reactions.

Every datum assortment strategy has its qualities and shortcomings. Dedicating adequate time to choosing the correct techniques during the research arrangement stage will help dispose of mix-ups during the estimation and analysis stages.

We utilize attempted and-tried philosophies that have conveyed results for a wide and various scopes of customers. A portion of our techniques include:

- Interviews
- Tests
- Surveys
- Desk research
- Focus gatherings
- Observation

Techniques, as referenced, speak to ways for performing explicit assignments ("how to"). An assortment of techniques might be utilized on the Assembly Line. Clearly, it would be counter-profitable to utilize a system at an inappropriate time on the Assembly Line. This implies the viable utilization of techniques is needy upon a characterized Assembly Line.

Devices execute techniques. Apparatuses give mechanical influence to playing out a particular errand. In this sense, it is an expansion of a system, and like the method, instruments must be conveyed at the best possible areas along the Assembly Line. This is the motivation behind why numerous product designing apparatuses are coming up short; not on the grounds that they are awful instruments, however essentially in light of the fact that organizations have not characterized their Assembly Lines (philosophies) and hasn't determined when the techniques and devices are to be utilized.

What this features is that a methodology is the point of convergence inside an advancement domain. Without a characterized methodology, Project Management will be incapable, and plan techniques and programming advancement apparatuses will be twisted. Profitability will be low.

Methodology Criteria

Since a methodology is basic to the achievement or disappointment of an improvement domain, it is essential to have the option to separate between a methodology, strategy and apparatus. The conventional properties of a methodology include:

The phases of work characterizes the "5-W's" (Who, What, When, Where, Why). The synchronization of work is expected to characterize heading and is given by the point of reference connections between the different strides in the methodology. Characterized

obligations and duties give understanding to playing out the work and methodology institutionalization improves correspondences between laborers.

Quantifiable - The phases of work can be assessed regarding to what extent it takes to perform them and the amount they cost to perform. Further, criteria is given to validate culmination of expectations subsequently guaranteeing the advancement of a quality item.

Method And Tool Independent - different techniques and apparatuses can be conveyed as required.

Undertaking Management Independent - can work with or without a Project Management framework. For instance, an Assembly Line can in any case work without Production Control, however not the other way around.

In the event that the methodology you are assessing doesn't coordinate these straightforward criteria, it's anything but a methodology and most likely some type of strategy.

Kinds of Methodologies

Of the "procedure management" methodologies, there are in a general sense three sorts:

Direct "Cascade" Methodology (now and then alluded to as "Life Cycle") - this is maybe the most popular of the methodologies. Different understandings of this methodology have been distributed for quite a while, both financially and open space. On a very basic level, it a successive procedure where the plan of an application moves from the general to the particular; for instance:

- Feasibility study
- Design
- Programming
- Testing
- Review

The issue with this methodology has been its direction towards program and not on complete frameworks. In any case, the greatest trap has been its successive direction which will in general preclude equal advancement.

Winding Development - this methodology depends on the reason the improvement procedure is transformative in nature (which, actually, it is). The idea is to at first structure a program, at

that point add extra periods of work to continually update the program to improve its highlights. From a Project Management point of view, the issue with this methodology is that the venture never closes.

Item Development - as proposed by MBA, this methodology utilizes components of the other two methodologies, with the additional subtlety of utilizing an item direction as the reason for the improvement procedure. Under this methodology, a framework is seen as an item. Thusly, it very well may be structured in a similar way as some other item. For instance, when an item is being planned, (for example, a car), the general congregations are first structured, (for example, the body, body, motor, and so on.). After this stage, every get together is structured by groups of specialists who refine the plan of every get together into sub-gatherings and parts. The entirety of this happens as equal stages. MBA advocates a similar methodology for frameworks advancement. An underlying stage is utilized to plan the engineering of the framework, trailed by succeeding equal stages to refine the structure. This is the best methodology for equal advancement.

Industrial Engineering

In a designing/producing condition, the duty regarding characterizing the workplace is ordinarily designated to a "Mechanical Engineer." It is the Industrial Engineer's obligation to characterize the Assembly Line, the sorts of individuals and ranges of abilities required to play out the work, and the organization of techniques and instruments to be utilized on the Assembly Lines. Modern Engineering is a perceived calling in the designing/producing world. A practically identical position is required in the data frameworks world.

Lamentably, most advancement methodologies acquired today are assessed by an inappropriate people. Frequently, the assessment of a methodology is designated to developers or experts who are progressively fascinated with the most recent programming plan system or apparatus than in characterizing an oversight advancement condition. This resembles Henry Ford permitting the UAW to create the idea of the Assembly Line. They essentially have an inappropriate point of view. Somebody who works in introducing headlights doesn't really have the skill to grow Assembly Lines. Genuine, their info can be useful when assessing a strategy or an instrument, yet not for a general advancement condition. This is one zone where American organizations have relinquished unlimited oversight.

CHAPTER 2

INDUSTRY PROFILE

2.1 OIL REFINERY MAINTENANCE

Maintenance is the act of ensuring or reestablishing gear so as to keep up capacity and uprightness. As a basic part of a benefit respectability management program, maintenance architects and professionals devote time to creating and actualizing maintenance procedures that improve generation and use financially savvy maintenance techniques.

Run of the mill maintenance techniques incorporate cleaning, investigation, oil, testing, supplanting, as well as fixing segments. Besides, the duties of a maintenance designer might be prescient or preventive. The crucial contrast among prescient and preventive maintenance is that prescient maintenance is a nonstop procedure dependent on the present state of gear though preventive maintenance is acted in planned interims dependent on the age and remaining existence of a bit of hardware.

Preventive Maintenance

Preventive maintenance relies upon the likelihood of disappointment and the results of a potential disappointment. The recurrence of investigation and maintenance depends on the likelihood and results of disappointment.

Normally, preventive maintenance is arranged and requires architects and experts to survey past and current review and maintenance data so as to anticipate harm that may bring about disappointment. The reason for existing is to dispose of superfluous examination and fix errands and decrease maintenance costs. Instances of preventive maintenance may incorporate basic assignments, for example, cleaning, fixing jolts, evolving oil, or greasing up gear or added parts, for example, channels to isolate earth and different polluting influences from defiling items.

Predictive Maintenance

The motivation behind predictive maintenance is to forestall unscheduled shutdowns by anticipating harm and disappointments before they happen. This should be possible through examination methods or using sensors to gather data and measure the present state of hardware during activity. Therefore, predictive maintenance is in some cases called condition-based checking. Despite the fact that introducing predictive maintenance measures

can be expensive, the aftereffect of such a speculation shows a general decrease in maintenance expenses and office vacation.

Corrective Maintenance

Corrective maintenance is performed on hardware so as to reestablish a bombing bit of gear back to its working conditions. Here, it's significant that if maintenance professionals need to supplant a part, that they follow determinations and if conceivable, supplant segments with unique gear makers. Case of corrective maintenance fixes incorporates welding, fixing, changing installations, and so on.

Reliability Centered Maintenance

Reliability centered maintenance is a system that guarantees that preventive, predictive, and corrective maintenance errands are rehearsed in a proficient, solid, and safe way. The advantages of an efficient RCM structure incorporate keeping up the uprightness of segments, expanding the life of hardware, and wiping out spontaneous shutdowns.

RCM programs are one of a kind to each organization. In any case, there are a few basic components to consider.

- Maintenance projects ought to follow a support to-grave approach and develop as the office fuses new gear and decommissions maturing foundation.
- It's additionally imperative to record all hardware, data, methods, and office targets. All maintenance systems ought to be archived in a point by point way with the goal that progressive errands can be performed effectively.
- Establishing clear targets likewise enables designers and reviewers to adjust their choices to meet office objectives.

2.2 IMPLEMENT A PREVENTIVE MAINTENANCE STRATEGY

With an expansion in worldwide interest, unpredictable costs and stringent natural guidelines, the oil and gas industry must cause moves to decrease costs, to upgrade the exhibition of its modern resources and improve its ecological impression. Among various different methodologies, executing a legitimate preventive maintenance system ought to be the primary thought for oil and gas organizations deciding to be proactive and not receptive in decreasing operational risk.

To stay serious and make a benefit in the oil and gas industry, administrators must understand the incentive in securing organization resources. Overseeing organization resources proficiently and successfully has become a basic business reality, and oil and gas administrators need to start a forceful resource management program. An effective procedure will both secure and improve the estimation of benefits, while ensuring that due consideration is taken in their day by day use. A legitimate system will likewise improve maintenance profitability, reliability and resource life span, while improving the specialized and managerial aptitudes of the workforce.



A costly breakdown

Truly, the oil and gas industry has been hesitant to receive present day advances and practices for the management of oil and gas destinations, an outlook that is frequently still applied to maintenance methodologies. A high level of all maintenance time, cost and vitality is gone through on responsive exercises with numerous organizations proceeding to fix hardware issues as they happen. Regularly, receptive maintenance is 60 to 70 percent less proficient than arranged and booked maintenance, and it is assessed that a crisis fix work expects three to multiple times more labor, time and cash than a planned fix. Maintenance expenses can be covered up, as well, for example, the expense of closing down a littler unit for fix or the expense of conceded creation and disturbed calendars.

A total shutdown can devour a yearly maintenance spending plan in less than five weeks, with the intricacy of the shutdown regularly expanding after some time, getting much increasingly exorbitant and hard to oversee.

In July 2016, Westlake Chemical Corporation's Calvert City complex in Kentucky experienced a total restart system because of a mechanical disappointment. The money related outcomes of the blackout were evaluated at \$40 million, influencing incomes for over a half year.

2.3 PREVENTIVE MEASURES

The essential objective of maintenance is to maintain a strategic distance from or moderate the results of hardware disappointment. Be that as it may, concentrating on forestalling disappointments before they happen is a generally new acknowledgment for the oil and gas industry.

Condition-based observing is a maintenance procedure that screens the state of an advantage for choose what maintenance should be done and when. CBM directs that maintenance ought to be performed when certain markers give indications of diminishing execution or up and coming disappointment. It is intended to save and reestablish hardware reliability by supplanting worn segments before they cause an issue.

Administrators adopting a CBM strategy through remote resource observing can altogether limit the risk of plant shutdown. Live data sustains offer a constant outline of activities, empowering aloof progressing observing until intercession is required. When an adjustment in condition is distinguished by the remote checking area, it very well may be broke down and, if essential, an architect can be sent with the entirety of the necessary gear and parts to settle the issue.

This new checking framework will essentially lessen the expense and interruption of meter fixes. The breakdown of a meter could postpone ecological announcing — a genuine rupture of guideline in numerous areas — and extraordinarily sway creation if pipelines should be closed down for fixes. With CBM, potential issues can be recognized and managed before they become a significant expense, time-serious issue.

Other preventive maintenance methodology exercises incorporate halfway or complete upgrades at determined periods, oil changes, oil and minor alterations. Faculty taking a shot at site can likewise add to improved maintenance techniques by recording any hardware disintegration so they know to supplant or fix worn parts.

There is no sweeping answer for machine maintenance of different gear and offices. For instance, keeping up certain gear may mean sticking to a "preventive maintenance agenda" that incorporates little checks, which can altogether expand life expectancy. Moreover, different contemplations, for example, climate and hardware should be considered; for instance, on account of HVAC frameworks, maintenance is frequently performed before the most blazing time.

Maintaining a safe environment

Ensuring incomes ought not to be the main impetus behind standard preventive maintenance techniques. All oil and gas destinations ought to consistently screen hardware to balance the unavoidable maturing of benefits. On the off chance that maintenance isn't completed for a huge timeframe, maintenance gear will debase and require fix.

Maturing oil fixes that have not been appropriately kept up are currently a developing worry for the oil and gas industry. It is assessed that throughout the following seven years, the greater part of the world's oil apparatuses will be over 30 years of age. Think about the Gulf of Mexico. In this district alone there is in excess of 100 operational apparatuses that were worked before 1960. Around 50 percent of the Gulf 's in excess of 3,000 stages are considered by government controllers to be past their proposed structure lifetime.

Not exclusively does old gear miss the mark concerning operational capacities contrasted with its advanced partners, yet it additionally builds risk for organizations taking a shot at old apparatuses. Work force is routinely presented to the risk of efficient disappointments, for example, pipeline spills as well as hardware breakdowns. As administrators face more tightly spending plans considering the 2014 oil crash and are compelled to expand the life expectancy of previously maturing apparatuses, these risks will just mount.

A lethal result

In 2010, a blast on the Deepwater Horizon penetrating apparatus in the Gulf of Mexico murdered 11 individuals and prompted one of the greatest oil spills ever. The victory and oil slick was purportedly brought about by an imperfect well arrangement that did exclude enough concrete, yet an inventory of mistakes was recognized.

The Deepwater rig had an on-board gas recognition framework that ought to have sounded an alert and set off the conclusion of ventilation fans to forestall gas arriving at potential reasons for start, for example, the apparatus' motors. This framework fizzled.

The blast at that point decimated the control lines team were utilizing to endeavor to close security valves in the victory preventer. Notwithstanding, the victory preventer has its own security instrument in which two separate frameworks ought to have closed the valves naturally when it lost contact with the surface. One framework appears to have had a level battery and the other an imperfect switch. The victory preventer couldn't be shut.

Oil rig blasts might be the most exceedingly awful outcome of inadequately looked after hardware — however numerous security dangers could be diminished with a legitimate maintenance procedure set up.

A higher hazard

Dropped objects rank among the best 10 reasons for fatalities and genuine damage. In excess of 70 percent of dropped protests in the oil and gas industry are from gear parts or unbound articles coming about because of maturing hardware on more established apparatuses and material debasement.

Material debasement or erosion is the most well-known reason, yet is the most hard to distinguish. Interior erosion in mounting structures is especially dangerous as apparatuses should for the most part bolster weight at a stature, making them progressively inclined to basic disappointment.

Consumption on maturing apparatuses is likewise hard to spot superficially, covered by layers of overwhelming paint from a long history of maintenance work. Routine assessments can be powerful at recognizing tricky regions and — with respect to an oil apparatus' mature age — normal preventive maintenance ought to be done. Move ought to be made to guarantee that faculty chipping away at oil rigs — old and new — is shielded from such perils.

Prevent & protect

Resource observing and maintenance is required in each industry to guarantee the viable and profitable running of activities. Be that as it may, as a risk-substantial industry, oil and gas organizations need to devote time and cash to keep up hardware and routinely check locales for assembling issues or holes. In unfriendly, hard to-get to territories, the requirement for

resource checking strengthens and new guidelines have put expanded weight on administrators to improve tasks and the precision of resulting detailing. Customarily, resource checking was a manual procedure, with people testing hardware face to face and access hazardous situations at incredible expense and risk. Be that as it may, Internet of Things applications, for example, CBM have acquainted another route with remotely screen resources at a small amount of the expense and from an a lot more secure separation.

Characterizing and building up a preventive maintenance methodology is the primary line of barrier against spontaneous plant shutdowns or crisis episodes. When this has been acknowledged, associated advances can enormously diminish the risk of mishap or damage in oil and gas tasks, improve discharges checking, and give savvy data to progress nearby activities.

2.4 METHODOLOGY TO MAINTAIN OIL REFINERY

Petroleum treatment facilities and enormous petrochemical plants contain a large number of bits of procedure and utilities gear that are liable to wear, disintegration, crumbling, maturing, and so on., bringing about expanding breakdowns and blackouts. Envision being a maintenance engineer and getting 50 work orders during a redesign with a constrained spending plan, time, and work, save parts, instruments, machines, and so forth. How does that architect organize the work?

A significant every day challenge at all hydrocarbon handling plants is gear disappointment, which can have numerous causes and results. End clients examine causes, yet in addition decide the best methodology to alleviate or keep away from results. The results of a hardware disappointment incorporate risks identified with:

- Safety
- Environment
- Production misfortune
- Maintenance cost.

Each kind of gear has an exceptional job with an alternate criticality file. Criticality is the disappointment's result according to wellbeing, security, condition, loss of generation and maintenance cost (Table 1). Choosing the gear criticality list is clarified in the accompanying areas.

Table 1: Equipment criticality index

Criticality Index	Description	Maintenance response	Spare parts	Maintenance strategy
Extremely High	Equipment failure has immediate impact on production and serious consequences on safety and the environment	Requires 24-hr supervision with inventory of spare parts, and special general tools	Need insurance or capital spare parts	Contingency plans, predictive or preventive
High (H)	Equipment failure will increase the risk of production loss, or increase the risk to safety and the environment	When an equipment failure occurs, remedial action is taken immediately with available spare parts	Need a minimum of spare parts in stock	Predictive or preventive maintenance
Medium (M)	Equipment failure has limited consequences on production and increased risk to safety and the environment	When an equipment failure occurs, remedial action is taken during daily working hours	Spare parts will be ordered based on demand	Predictive or preventive maintenance
Low (L)	Equipment failure has no consequence on production or increased risk to safety and the environment	When an equipment failure occurs, remedial action can be taken after failure	No need for spare stocking	Run to failure, corrective maintenance

2.5 EQUIPMENT CRITICAL ANALYSIS

Gear basic analysis is a quantitative analysis of hardware failures, and positioning them arranged by genuine results. The key advantage of this analysis is to give the way to perceive high-criticality versus low-criticality gear, decrease the degree of vulnerability and spotlight on high-need maintenance errands. The analysis additionally chooses the best and most financial maintenance procedure, organize work arranges and settle on protection and the interest on save parts.

Table 2: The inputs, tools, techniques and outputs of this analysis

Inputs, tools, techniques and outputs
Inputs
• System selection
• Technical documents and drawings
• Decision criteria
• Sparing philosophy
• Failure study
• Hidden failure study
• Mean time between failures
Tools and techniques
• Expert judgment
• System analysis, document review
• Group creativity techniques
• Analysis hierarchy process
• Decomposition
• Assumption analysis
• Risk probability and impact analysis
• Probability and impact analysis
• Risk data quality assessment
• Quantitative risk analysis
Outputs
• Equipment classification

Input

The initial step is to explain the principle frameworks inside a plant with unit limits. This activity is typically cultivated by increasing funneling and instrumentation outlines (P&IDs) into fundamental and sub-frameworks. For instance, a gas pressure unit in a gas plant can be partitioned as:

Principle framework—scouring, pressure, cooling and other assistant frameworks

Sub-frameworks—incorporate segments of the primary framework. For instance, cleaning would incorporate scrubbers; pressure wellbeing valves (PSVs), shutdowns, alerts, and so forth as sub-frameworks.

For criticality analysis, the accompanying drawings and documentation ought to be accessible: definite plant/framework portrayal or control accounts, datasheets, P&IDs, process stream outlines (PFDs), single-line graphs, circumstances and logical results charts, shutdown rationale, and so on.

To direct the analysis, which principally evaluates the results of hardware disappointments and the level of saving and repetition, the outcome classes must be appropriately characterized before starting the analysis. This surveys the outcomes of gear disappointments, and the level of saving and repetition. The meaning of the outcome classes ought to be led as per the organization's criteria for wellbeing and the earth, and reflect real plant activities for deciding monetary misfortunes, for example, costs identified with lost activity. Choice criteria ordinarily incorporate four fundamental lists for security, condition, generation, and activity and maintenance costs. Commonly, each record contains a table with three unique levels (A, B, C), as appeared in Tables 3 and 4.

Table 3: Consequence classification example

Index	Safety Consequences	Environmental consequences	Production consequences	Operational and maintenance consequences
A	Serious personnel health/injury Plant safety critical systems Fire in classified areas	Significant pollution	Complete shutdown Shutdown for more than a day Production rate decrease above 10%	Cost more than \$30,000
B	Injuries requiring medical treatment Limited effect on safety systems No fire potential in classified areas	Moderate pollution	Shutdown for less than a day Production rate decrease between 2% to 8%	Cost more than \$10,000 to \$30,000
C	No potential for injuries No potential for fire or effect on safety systems	No potential for pollution	No impact on production Production rate decrease of less than 1%	Cost less than \$10,000

Table 4: Sparing/redundancy degrees

Index	Sparing/redundancy degrees
A	No redundancy/standby i.e., the entire equipment/system is required to avoid any loss. Therefore the effect on production will be 100%
B	One parallel unit or reserve equipment. In this case, without the equipment, the function can be continued and the consequence on production will be 50%
C	Two or more parallel units or reserve equipment. In this case, without the equipment the function can be continued and the consequence on production will not need to be considered

Concealed shortcomings that are not obvious to the administrator during ordinary activity ought to likewise be considered as contribution to the evaluation.

2.6 TOOLS AND TECHNIQUES

Master judgment ought to apply to the data sources used to build up the hardware criticality list/arrangement and to every single specialized detail during this evaluation. Such skill is furnished by any gathering or individual with specific information or preparing in wellbeing, cost estimation, activity, maintenance, condition, wellbeing, structure, and so on. Archive analysis is utilized as another apparatus. A wide scope of reports and drawings might be investigated to help give an increasingly successful and effective examination.

A few gathering innovativeness exercises, for example, conceptualizing, ostensible gathering techniques, and so on can be sorted out to survey hardware. The systematic order process (AHP) technique can be utilized as an amazing asset to organize resources as indicated by their criticality. The AHP is based on three essential standards: disintegrations, relative judgment and chain of command piece of blend needs. Decay is another procedure for separating and subdividing frameworks and sub-frameworks into littler parts. A criticality

appraisal and individual arrangement are created dependent on a lot of speculations and suspicions.

A suspicions analysis approves all suppositions utilized during the examination, and distinguishes risks to the evaluations because of error or inadequacy of the presumptions. A risk likelihood analysis covers the likelihood that particular disappointment risk will happen. Risk sway analysis remembers potential results and impacts for security, wellbeing, condition, creation, and operational and maintenance costs.

Risk data quality appraisal is a procedure to assess how much the data about risks is helpful for risk management (i.e., how much the risk is comprehended and the precision, quality, reliability and honesty of the data about the risk). Utilizing quantitative risk analysis (QRA), the impact of recognized disappointment risks on operational and maintenance costs, wellbeing, wellbeing and situations can be quantitatively broke down.

Utilization of gear criticality file

The consequence of the appraisal will be a hardware criticality rundown or arrangement. Favorable circumstances of the criticality list are that it:

- Determines the most proficient, compelling and financial maintenance procedure for each bit of hardware (e.g., predictive maintenance, preventive maintenance, and rush to disappointment, corrective maintenance, complete profitable maintenance, and so forth.)
- Is an important info report to decide the ideal and financial extra parts stock required, and to choose which bit of hardware needs protection or capital extra parts
- Helps decide the general need for performing maintenance errands when numerous maintenance exercises, or "work request needs" exist
- Determines, at an elevated level, the risk relief methodology to be applied to hardware (i.e., condition observing and imperfection disposal on high-criticality things)
- Helps administrators choose reasonable and structure assessments of the high-basic hardware, and set up the corrective activities
- Helps reliability engineer's center around reliability improvement endeavors on the most "basic" gear.

Mean time between failures (MTBF)

To investigate and decide the gear criticality file, faculty must characterize a maintenance record, a list of likelihood of disappointment or a MTBF file (Table 5).

Table 5: MTBF index

MTBF index	Failure probability
1	Less than 1 yr.
2	Between 1yr to 5 yr.
3	More than 5 yr.

Utilizing assessment tables for appraisal

To begin with, to characterize and group disappointment for the gear, the accompanying inquiries ought to be tended to:

- What are the results if the hardware works underneath the prerequisites?
- What are the outcomes if the gear is totally out of administration?

Next, consider the most genuine and real gear disappointment situation. Execution corruption because of hardware disappointment ought to likewise be considered. The impact of disappointment on wellbeing, condition, creation, and operational and maintenance costs is resolved and coordinated into the MTBF record (Table 6).

Table 6: MTBF and other indexes

MTBF index	Equipment criticality index		
1	M	H	X
2	L	M	H
3	L	L	M
	C	B	A

Case Study

Regularly, naphtha hydrotreaters and octanizer units in petroleum processing plants contain 13 hydrogen (H₂) gas blowers to help, reuse or send out H₂ gas. For this situation study, the primary 5-MW, API 618 standard H₂ reuse gas blowers were considered. Each responding blower had a 100% extra machine with two phases and four tosses.

Conceivable blower disappointments include:

- Valve disappointment
- Coupling disappointment
- Piston rings disappointment
- Cross head shoes disappointment
- Bearing disappointments.

Coupling bearing and cross disappointments are the most genuine disappointments, and can bring about the blower being put out of administration.

Stage 1: Safety list assessment. Table 3 outcomes to Index C, on the grounds that there is no potential for damage and additionally fire after disappointment.

Stage 2: Environment record assessment. Table 3 outcomes to Index B, since blower chambers' gas ought to be sent to the flare to permit laborers to start maintenance action on the bombed blower.

Stage 3: Production list assessment. Tables 3 and 4 outcome to Index C, in light of the fact that there is an extra machine, which causes no effect on creation.

Stage 4: Operation and maintenance cost file. Table 3 outcomes to Index B. The expense of extra parts, gas sent to the flare, labor cost, apparatuses, and so on are thought to be under \$30,000.

Note: MTBF record. Table 5 outcomes to Index 2, concerning maintenance experience, kind of bearing and seller's proposal, it was found out that the bearing disappointment was in excess of 5 yr old.

In light of Tables 3, 4, 5 and 6, the criticality files for this contextual analysis are appeared in Table 7.

Table 7: Criticality indexes for the described case study

MTBF index	Equipment criticality index		
1	M	H	X
2	L	M	H
3	L	L	M
	C	B	A
Step 1: safety index			
MTBF index	Equipment criticality index		
1	M	H	X
2	L	M	H
3	L	L	M
	C	B	A
Step 2: Environmental index			
MTBF index	Equipment criticality index		
1	M	H	X
2	L	M	H
3	L	L	M
	C	B	A
Step 3: Production index			
MTBF index	Equipment criticality index		
1	M	H	X
2	L	M	H
3	L	L	M
	C	B	A

Subsequently, the higher gear criticality index ought to be chosen as the last hardware index for this blower (i.e., M for medium).

Criticality index assessment

This critical analysis can enable the maintenance to group organize gear, select the best financial maintenance program, organize work orders notwithstanding asset limitations, plan

for save parts, diminish maintenance costs, plan for structure adjustments and updates, and increment efficiency. The criticality analysis appeared in this article unmistakably recognizes the benefits of having chosen gear that is appropriate for fruitful activities, concerning generation, business costs, security and the earth.

CHAPTER 3

LITERATURE REVIEW

3.1. RISK BASED INSPECTION AND MAINTENANCE PROCEDURES

Wellbeing in a refinery depends, in addition to other things, on the embraced management criteria. They influence all the vegetation cycle: from plant structure and development, all through the creation movement, until conceivable disassembling. Security management techniques for critical frameworks include numerous measurements including plan reasoning, maintenance strategies, and methodology of faculty contracting, preparing, and assessment (Cowing, Cornell, and Glynn, 2004). Toward one side of the range, the most traditionalist methodologies depend on a strong framework configuration, visit preventive maintenance, and early reaction to admonitions. At the opposite end, forceful methodologies are driven by requesting generation plans, single-string framework structures, and insignificant examination and maintenance to get most extreme creation with least interferences.

The distinction, obviously, lies in the quick expenses and in the subsequent degree of framework disappointment risk (Baron and Cornell, 1999). As indicated by Krishnasamy, Khan, and Haddara (2005), a Risk-based maintenance (RBM) approach helps in planning an elective technique to limit the risk coming about because of breakdowns or disappointments. Adjusting a risk-based maintenance technique is basic in creating savvy maintenance strategies. Critical hardware can be distinguished dependent on the degree of risk and a pre-chosen worthy degree of risk. Maintenance of gear is organized dependent on the risk, which helps in lessening the general risk of the plant.

In this research we propose a Risk-Based Inspection and Maintenance methodology that, utilizing the cooperative energies gave by the synchronous reception of risk analysis and reliability management methods, empowers impressive changes to be made with a view to the creation of overhauling plans that guarantee more noteworthy reliability at the most minimal conceivable expense. Especially two utilizations of the RBI&M technique to two explicit stages in the maintenance exercises of a refinery, for example the petroleum refinery turnaround and the work orders management, are accounted for in this work. The refinery investigated in this work, is sited in Ancona (Italy), and can as of now depend on a preparing limit adding up to 3,900,000 ton/year of raw petroleum, a capacity limit of in excess of

1,500,000 m³ and the capacity to get tankers and super-tankers as much as a tonnage of 400,000 tons.

Preparing at the refinery depends basically on a fixing, reactant improving, isomerisation, vacuum, tiebreaking, and warm splitting cycle, which is sorted out in a progression of operational areas that structure, interconnected utilitarian units. The plant has a shut loop water system which can convey up to 7000 m³/h, and a putting out fires framework which can supply up to 3000 m³/h of ocean water. An incorporated gasification consolidated cycle plant of 287MW force is really firing up its tasks. This plant consumes an amalgamation gas got from substantial oil refining items gasification plant, whose generation limit is equivalent to 1250 ton/day.

This plant has assistant oxygen creation, gas washing, sulfur recuperation, gushing treatment and overwhelming metals recuperation utilities. The month to month charge of 340,000 ton to the essential refining process (Topping) includes 300,000 ton of oil and 40,000 essential residuum. The principle petroleum refinery handling plants are framed by two as of late presented refining units: a climatic one, with a generation limit of 10,500 ton for each day and a vacuum one, whose refining limit is equivalent to 2500 ton/day.

The light refining divisions, principally shaped by fluid oil gas (LPG) and oil, feed a hydrogenation procedure (Unifining), which is utilized to settle a few segments and to expel undesired components, for example, sulfur. After the hydrogenation procedure, LPG is prepared for use while petroleum experiences further handling to upgrade its octane number (isomerisation, to create light oil without aromatics, and plat forming, to get an exceptionally high octane number). The center refining division (lamp oil, light and substantial gas oil) is exposed to a desulphurisation procedure (HDS1 and HDS2 plants), while overwhelming portion and the refining residuum are handled through splitting plants (warm breaking and tiebreaking), to improve the oil transformation expanding the creation of light items.

3.2. METHODS APPLIED IN REFINERY

The advancement of RBI&M methodology and the application to two explicit stages in the maintenance exercises of a medium-sized refinery was completed by a board of specialists. A board of specialists was framed so as to support correspondence and gatherings where the administrators could contribute their insight and data about the procedures. The board was comprised of 15 members, and included 3 scholastics, whose research considers, are

predominantly centered around risk analysis and maintenance management, 4 specialized administrators and 5 administrative administrators associated with the maintenance forms, 3 ApiSoi administrators.

The re-designing of assessment maintenance and procedures was additionally incited by the appearance of an outsider at the refinery (ApiSoi), brought in to deal with the maintenance exercises based on a worldwide help contract. This number of members, which from the start sight may appear to be fairly huge, gets from the Delphi method (Linstone and Turoff, 1975) embraced for working with boards. The Delphi procedure is an organized procedure which researches a perplexing or not well characterized issue by methods for a board of specialists.

This methodology ends up being a suitable research plan for this kind of research and allows singular conclusions to be gotten inside an organized gathering and utilizing an open procedure. The board worked for a time of around about fourteen days, and the sessions were moved toward a three-round Delphi process. From the start a progression of proclamations concerning the prerequisites of the turnaround procedure were produced exclusively and secretly by the specialists. Every one of the announcements were then gathered and conveyed to the individuals from the board, which were required to show their degree of understanding; answers were at long last feedback to the board.

3.3. MONITORING AND MAINTENANCE SYSTEMS

In the course of recent decades, maintenance procedures have advanced from crude breakdown maintenance to increasingly modern methodologies like condition checking and reliability-centered maintenance (Khan and Haddara, 2004). Another connection in this chain of progress has as of late been included by the presentation of a risk based way to deal with maintenance. This methodology has been proposed as another vision for resource respectability management (ASME, 2000).

A few creators (Krishnasamy et al., 2005; Kumar, 1998; Van Heel, Knegtering, and Brombacher, 1999) created Risk-based maintenance procedures to give a premise not exclusively to taking the reliability of a framework into thought when settling on choices with respect to the sort and the ideal opportunity for maintenance activities, yet additionally to have the option to contemplate the risk that would result as an outcome of an unforeseen disappointment. The majority of the past examinations concentrated on a specific framework and were either quantitative or semi-quantitative.

In this work a Risk-Based Inspection and Maintenance methodology is proposed which incorporates great Reliability-Centered Maintenance (RCM) analysis with models of risk analysis and builds up a framework which thinks about reliability and monetary viewpoints, yet in addition the organization's notoriety and ecological effect.

There are diverse risk-based methodologies revealed in writing going from the absolutely qualitative to the profoundly quantitative. A concise audit of probably the most as often as possible utilized methodologies is exhibited here. Numerous creators utilized probabilistic risk appraisal (PRA) as an instrument for maintenance prioritization (Vesely, Belhadj, and Rezos, 1993). Balkey and Art (1998) built up a methodology, which incorporates risk-based positioning methods, starting with the utilization of plant PRA, for the assurance of risk-huge and less risk-huge segments for assessment and the assurance of comparative populaces for siphon and valve in-administration testing.

This methodology incorporates non-ruinous assessment data, auxiliary reliability/risk appraisal results, PRA results, disappointment data and master conclusions. Cowing et al. (2004) introduced and outlined a powerful probabilistic model intended to portray the long haul advancement of such a framework through the various periods of activity, shutdown, and conceivable mishap. Notwithstanding PRA, they utilized a Markov model to follow the development of the framework and its parts through various execution stages.

Apeland and Scarf (2003) introduced elective probabilistic systems for enhancement of risk-based investigation utilizing a Bayesian methodology. The completely Bayesian methodology talked about in this research gives direct methods for displaying to chiefs the vulnerability identified with future occasions. This methodology is depicted with regards to an examination maintenance choice issue, and is stood out from the great probabilistic methodology (Baker and Wang, 1992; Christer, Wang, Baker, and Sharp, 1995) that accept the presence of genuine probabilities and likelihood appropriations which must be evaluated. Wang and Christer (1998) proposed a model of wellbeing assessment process, for the normal outcome of reviews over a limited time skyline. A solitary predominant disappointment mode is demonstrated, which has impressive security or risk outcomes thought to be quantifiable either in cost terms or regarding the likelihood of disappointment over the time skyline. The paper sets up a down to business method for figuring target capacities which might be enhanced to decide the ideal examination interims.

There has been an expanded spotlight on risk-based maintenance streamlining in the seaward business provoked by the on-going utilitarian guidelines on risk. Bevilacqua, Braglia, and Gabbrielli (2000) introduced another instrument for disappointment mode and impact analysis produced for another Integrated Gasification and Combined Cycle plant in a significant Italian petroleum refinery. The methodology depends on the combination between an altered Failure Mode Effect and Criticality Analysis (FMECA) and a Monte Carlo recreation as a strategy for testing the loads relegated for the estimation of risk need numbers (RPNs). Harnly (1998) built up a risk positioned assessment proposal system that is utilized in one of Exxon's synthetic plants to organize fixes that are recognized during gear investigation. The hardware is organized dependent on the seriousness index, which is disappointment potential joined with results of disappointment. Dey (2001) exhibited a risk-based model for examination and maintenance of a crosscountry oil pipeline that diminishes the measure of time spent on review.

Risk-based maintenance techniques can likewise be utilized to improve the current maintenance approaches through ideal choice methodology in various periods of the risk cycle of a framework. Concentrates by Khan and Abbasi (1998), Kumar (1998) and Todinov (2003) show a solid connection between maintenance rehearses and the event of genuine mishaps. An appraisal of the effect of preventive maintenance on the disappointment attributes of a bit of gear in the field of contending risks was examined by Bedford (2004). Benefit is firmly identified with the accessibility and reliability of the gear. Khan and Haddara (2004) presented a risk-based maintenance methodology.

This methodology targets decreasing the general risk that may result as an outcome of unforeseen disappointments of working offices by evaluating the degree of risk brought about by the disappointment of every segment, one can organize the maintenance undertakings for the segments of the framework. Similar creators (Khan, Sadiq, and Haddara, 2004) proposed a risk-based maintenance and examination way to deal with improve maintenance activities plan and limit disappointment risk by building up an ideal investigation system. They present an organized methodology for hardware risk analysis utilizing fluffy strategy. Four contextual investigations are created and they show that the heartiness of the outcomes relies right off the bat upon human aptitude. They additionally call attention to the effect of the risk formalism on the evaluation of event, outcomes and afterward the judgment of risk level.

Arunraj and Maiti (2007) made a combination of 25 RBM methods, introducing the various advances and depicting their fundamental disadvantages. The audit of these methods indicated that there is no unique way to perform risk analysis and risk-based maintenance. The use of these methodologies profoundly relies upon the profundity of the analysis, territory of utilization and nature of results. As per these creators, other than this, the experience of the experts to utilize these methodologies is a significant factor to consider.

All the more as of late Meel et al. (2007) displayed dynamic investigations of episodes that have happened in the USA substance plants. Likelihood thickness conveyances were detailed for their causes (e.g., hardware disappointments, administrator blunders, and so forth.), and related gear things used inside a specific industry. Bayesian techniques gave back assessments of the reason and gear disappointment probabilities.

Different creators (Mili, Bassetto, Siadat, and Tollenaere, 2009) have proposed a new approach to the utilization of FMECA as an operational apparatus which reveals efficiency improvement zones. They showed that it is conceivable to utilize FMECA strategy in an increasingly powerful condition, consistently refreshed by operational occasions. The article proposes a risk-based maintenance technique, which depends on the ordinary and programmed update of types of gear risk investigations including hardware disappointment history.

The later papers call attention to that endeavours should be centered on data recovery and update as programmed as conceivable so as to forestall risks investigations outdate nature. Specifically, wellspring of data, update recurrence and risk estimation technique must be reclassified consistently. This writing uncovers likewise that risk examinations are considered through the point of view of its continuing instruments and methods. Specific consideration has additionally been paid to associate as smooth as could reasonably be expected, occasions and primer risks investigations.

In this work thinking about chronicled data with respect to critical occasions happened in refinery in the course of the most recent years the board of master characterized a method so as to assess the risk related to critical things and maintenance exercises. The most fascinating part is the use of the RBI&M technique to two explicit cases in the maintenance exercises of the refinery, for example the petroleum refinery turnaround and work orders management.

The board of master created heuristic methods so as to apply RBI&M strategy to the two cases permitting the refinery to limit the general risk mulling over the cut-off points in term of time and spending plan (in turnaround case) and of HR (in the management of work orders).

Risk in Inspection procedure

The points and extent of the analysis must be characterized and grouped: ecological angles associated with the operational exercises did, danger, venture, work orders management, and so forth. Therefore the necessities, guidelines and amplexness criteria of the plant concerning security and ecological assurance must be clarified, since they are considered "limit conditions" in RBI&M analysis. It is at this phase the frameworks to which the RBI&M plan is to be applied are depicted: the separate "progressive models" of these frameworks are created, distinguishing the plant in general and the job of every framework inside it, together with the sub-frameworks, single things and their parts.

Functional analysis

Standard capacities and execution: the elements of each bit of hardware are characterized and their standard execution is distinguished to have the option to perceive promptly if there is deviation from this exhibition. Preceding the genuine analysis of utilitarian disappointment of the recognized things it is important to decide their individual capacities, recognizing.

Case distinguished

This works gives an account of the use of the RBI&M strategy to two explicit stages in the maintenance exercises of the API refinery, the yearly turnaround and the work orders management.

Petroleum refinery turnaround

Routine maintenance on the plant at the refinery, called a turnaround, comprises in evolving as well as re-establishing the plant's working conditions by making a move on its segment parts so as to improve their proficiency. This overhauling procedure influences both the hardware that can't be disengaged while the plant is in ordinary activity, Items in T/An, and any gear that shouldn't be exhausted and cleaned, yet that has presented issues in activity or should be reviewed consistently, Items not in T/A. The point of the procedure is to re-establish or improve vitality proficiency, ensure smooth activity, guarantee the honesty of the

wellbeing frameworks, and contain mileage so as to delay the gear's working life beyond what many would consider possible and guarantee a spotless workplace.

In down to earth terms, contingent upon the destinations, these measures become important to: increment generation by methods for redesigns and upgrades, modernize the plant with the guide of further developed innovations, expel load impediments, change the impetuses, empower basic investigations, improve plant execution by methods for huge scale changes, update a few sections (for example siphons and additionally blowers), investigate critical compartments, assess the remaining existence of segments associated with the turnaround, clean the hardware, and manage any releases that have created during activity of the apparatus. From multiple points of view, dealing with a turnaround resembles dealing with a structure venture, however it is considerably all the more requesting in light of the fact that every one of the measures must be wanted to fit into an extremely tight calendar (by and large 3 a month), during which time every one of the assets – human, material, specialized and monetary – must be productively amalgamated and sufficiently upheld.

The methodology has been utilized to beat the propensity for considering every one of the things that can't be detached while the plant is running as T/A things and every one of the things "expectedly" remembered for the work routine as non-T/A things. Utilizing methods to encourage the cost-risk-advantage evaluation empowers us to kill a few things from the rundown of T/hardware. The RBI&M technique utilized for the Risk-Based Investigation encourages us to assess the disappointment risk and the advantages getting from any preventive measures (the result of the expense of the measures duplicated by the new likelihood of the disappointment's event) and therefore look at the disappointment risks.

To give a thought of the noteworthiness of tasks it is essential to recall that in 2003 the API refinery turnaround endured 18 days on the whole; maintenance exercises included a day by day normal of 500 labourer's, with pinnacles of up to 700, for an aggregate of 100,000 h worked and around ten million euro of speculation. That is the reason we actualized a RBI&M strategy that, beginning from the manner in which the turnaround had been done until 2003, prompted the distinguishing proof of the activity expected to rearrange the turnaround and featured estimates that could be taken to accomplish better and better outcomes regarding execution and adaptability.

The exhibition control of the new proposed turnaround management process is fundamental for its viable usage. The approval of the new model concentrated on two fundamental angles: the achievement of the set targets and the nonappearance of negative impact of the new methodology on the past turnaround management, from a financial perspective. Such controls were encouraged by the utilization of the Activity-Based Costing instrument, which permitted us to evaluate the turnaround procedure markers. Table 5 reports the result of analysis, comparative with the 2003/2004 and 2004/2005 petroleum refinery turnaround. It is likewise imperative to bring up that the re-meaning of T/A things permitted the organization to diminish the measure of things remembered for the turnaround by 23% in 2004 and 9.5% in 2005, as for the 2003 circumstance. These outcomes were cultivated by moving to current maintenance the "non-center exercises" i.e., the ones that from the perspective of specialized trouble and related risk don't require a plant shutdown.

3.4. WORK ORDERS MANAGEMENT

This work proposes a utilization of methodology which targets characterizing a procedure for the management of "work orders" which are gotten by the Maintenance Engineering Department. The term "work orders" alludes to an entire arrangement of exercises, for example, substitution of parts, plant overhauling, requests to buy new segments, disappointment analysis, and so forth. The duties distinguished for the right working of the system include both the labourer's and the Maintenance Engineering (ME) Department of the refinery. Undoubtedly, each leader of a move, when giving a work request (WO) in the light of a Near Accident, Operational Accident, Injury or Environmental Accident, must fill in appropriately every one of the things required by the Computerized Maintenance Management System (CMMS) present in the refinery. The ME Department must analyze all the inside reports of rebelliousness drawn up for each capacity of the refinery with the work arranges on the CMMS.

This strategy, which must be rehashed week by week, permits the ID of those critical things which RBI&M methodology must be applied. The method depends on the idea that, by distinguishing the causes and deciding corrective activity, the analysis of undesired occasions prompts the presentation of a persistent improvement process, which is run of the mill of management frameworks. Based on these examinations the ME Department will have the option to create maintenance plans (predictive and preventive maintenance) and enhance the methods and maintenance techniques to be received.

The methodology for work request management begins with an examination of all work orders embedded in the Computerized Maintenance Management System (CMMS) of the refinery. CMMS gathers additionally the structure and highlight everything being equal (types of gear, plants, and so forth.) to oversee. So as to choose the needs for exhaustive examination the work orders must experience a correlation procedure which is enunciated in a few stages: the work orders gave by the CMMS should initially be sifted by contrasting them and the rundown of the considerable number of things present in the refinery, to focus just on those kinds of maintenance which allude to a particular and unambiguous thing. A few instances of work orders which don't concern the ME Department are those which allude to work which must be done by organization, the stockroom, street maintenance, protection, fix of engine vehicles, and so forth.

Albeit evidently amazingly basic the calculation showed in the past section is the aftereffect of an entire arrangement of endeavours and upgrades. Indeed it was likewise important to hold up under as a top priority the authoritative parts of the work including the quantity of specialists utilized in the Reliability Department, the quantity of every day working hours, the normal time taken to play out a solitary disappointment analysis, and so forth. The work association in the truth of the refinery contemplated can be depicted as follows: in the Reliability Department 5 individuals for the most part take a shot at drawing up disappointment analysis, each working day is of 8 h, the weeks worked during it are 52 less 5 working weeks (26 days of occasion), short an additional two weeks, thinking about the normal estimation of national occasions and long stretches of wiped out leave. Along these lines the quantity of work orders (WO) registered with the calculation must liken with forty-five working weeks. Since assets are constrained, it is important to decide how they ought to be dispersed, so no significant works stay disregarded while more assets are focused on the most critical work orders. By applying the calculation to data with respect to WO gave in 2003, 2004 and 2005, we acquired the outcomes.

To disclose to technique it is conceivable to mull over the data of 2003. Recreation utilizing data from 2003 outcomes in 2988 contender for Critical Failure Analysis (CFA) to be controlled with the basic leadership framework, out of an all-out 7128 analyzed, which is equivalent to about 42%. Of these, 767 must be credited to Bad Actors, 213 to Critical Items in forms, 199 spontaneous shutdown and log jam, 1166 things have a non-noteworthy effect

on the earth (env), wellbeing (sfty), process shutdown (sd), decrease in quality (qlty) or loss of amount of the item (qnty), 600 things have an expense of more noteworthy than 10,000 Euro, and 25 close to mishaps are accounted for. A similar reproduction was continued utilizing the data for 2004 and 2005.

Experience has demonstrated that the use of the basic leadership network for drawing up CFA is a specific strategy, and by and large just half of potential competitors go through this channel. Subsequently the week after week number of disappointment examinations to be performed by the Reliability Department was 33.2 in 2003, 28 of every 2004 and 27.4 in 2005, with a normal estimation of 6.64, 5.6 and 5.48 disappointment investigations separately for the years 2003, 2004 and 2005. On talking about the outcomes got with the leader of the Reliability Department, we found that this normal number relates with desires and with the genuine limit expected of the staff utilized (5 individuals), and is additionally in accordance with the present outstanding task at hand. The diminishing estimations of the work orders and of the all indexes dissected show that the proposed methodology has not included contraindications from reliability perspective while it permitted to reliability division significant favourable circumstances from prudent and management perspective.

3.5. TURNAROUND MANAGEMENT IN AN OIL REFINERY

In the contemporary profoundly testing condition, a dependable generation framework must be considered as a critical factor for intensity. Along these lines, accomplishing greatness in maintenance issues must be treated as a vital issue for ventures to make world class makers. The ever-expanding requests on the assembling associations have added to the total update of maintenance rehearses. Absolute beneficial maintenance has been acknowledged as the most encouraging procedure for improving maintenance execution to prevail in an exceptionally requesting business sector field (Ahuja and Khamba, 2008, 2009), and points of interest and issues identified with its application have been tended to in numerous investigations (Khanna, 2008).

In the time of worldwide challenge, truth be told, practically all the force, preparing and fabricating areas are required to lessen their general expense while keeping up the worth and reliability of their advantages. Among others, one of the methods that have gotten well known as a financially savvy one is the reliability-centered maintenance (RCM) (Bhangu et al., 2011). The execution of a powerful maintenance program speaks to a key factor for decreasing expenses while keeping solid gear and frameworks; in working settings like

processing plants, the assessment of the parts reliability and the relative maintenance activities must be made thinking about the higher risk condition. Savino et al. (2011) proposed an altered disappointment mode impact and criticality analysis (FMECA) methodology in which the criticality assessment is made thinking about both generation exhibitions and clients/labourer's wellbeing. Tsakatikas et al. (2008) showed the utilization of FMECA together with a choice emotionally supportive network for the foundation of extra parts criticality with an attention on modern maintenance needs. Sachdeva et al. (2008) proposed rather another maintenance choice procedure by incorporating the criticality of different variables identified with disappointment and fix of a part/sub-framework as an option in contrast to customary disappointment mode and impacts analysis (FMEA) approach. The methodology exhibited depends on logical progressive procedure system which gives a guide to the maintenance directors/investigators to figure a productive and powerful need positioning of the different segments/disappointment modes dependent on various maintenance issues.

This research work manages the improvement of the turnaround procedure that speaks to a significant maintenance task; industry studies report in truth that somewhere in the range of 35% and 52% of maintenance spending plans are consumed in singular territory or entire plant shutdowns. As per Kister and Hawkins (2006), most of preventive and arranged maintenance work is performed while the assembling plant is in activity yet significant maintenance works that can't be performed while the plant is working are likewise occasionally required.

Arranged refinery turnarounds are significant maintenance or upgrade exercises, their recurrence differ by kind of unit and every now and again expect one to two years of arranging and planning, and some of the time longer when significant capital hardware changes are required. A significant unit turnaround may then last around 20–60 days and includes upwards of 1,500–2,000 talented temporary worker labourer's expedited site to play out a horde of interrelated employments that require huge coordination and security measures.

On a basic level, it could be conceivable to close down just the segment of the plant requiring maintenance, yet the work is regularly too problematic to even consider continuing working. Also, work resources for play out the day by day maintenance work in the working bit of the plant will be hard to find. In this way, the maintenance blackout regularly includes an

absolute plant shutdown. A turnaround in any significant refinery unit can influence generation of completed items, for example, gas or distillate. Security is a significant concern while actualizing refinery turnarounds. Processing plants run with materials at high temperatures and high weights, and a portion of the materials themselves are burning or harmful and must be taken care of suitably. Maintenance is required to guarantee safe activities, and turnarounds themselves require additional security safety measures.

The maintenance exercises mean to acquire the coherence of the gainful procedure; before, this goal was come to through operational and practical redundancies or ensuring an abundance of profitable limit or at last applying a forceful program of amendment and substitution of the critical frameworks. Every one of these methodologies have incompletely indicated wasteful aspects: repetitive frameworks and abundance limit immobilize capitals that could be utilized all the more gainfully for the generation exercises, while doing update strategies cautious intends to help a somewhat costly strategy to acquire the interest benchmarks.

The maintenance is changed by operational movement of reparation, to complex administrative framework, coordinated, most importantly, to the disappointment avoidance. An ideal maintenance approach is a key help to modern generation in the contemporary procedure industry and numerous instruments have been produced for improving and streamlining this errand. As per Sawhney et al. (2009), maintenance management has discovered new power and reason to advance hardware limit and ability in the expanding serious condition of enterprises, and colossal endeavours have been made to create various sorts of maintenance methodologies for upgrading the exhibition of gear.

Ghosh and Roy (2010) exhibited a numerous criteria basic leadership methodology for choosing the ideal blend of maintenance draws near – corrective maintenance, time based preventive maintenance (PM) and condition-based predictive maintenance – for various hardware in a commonplace procedure plant. As indicated by Rosmaini et al. (2011), PM methodologies have been too tended to in numerous examinations. One of the well-known methodologies that is broadly utilized is the preventive substitution (PR), which plans to decide the ideal substitution time. The critical issue, nonetheless, is that most examinations expect the maturing (lifetime) of a segment to be time-subordinate. In actuality, the disappointment of a part is impacted by an outside factor (covariate).

They present the way toward reexamining or refreshing the PR time by thinking about outer variables (the covariates impact) by utilizing the corresponding risk model. Zhou et al. (2010) proposed a sharp PM arrangement for multi-unit arrangement frameworks dependent on powerful programming, with incorporating the online data of the moderate cushions. An ideal PM practice is dictated by amplifying the momentary aggregate entrepreneurial maintenance cost investment funds for the entire framework which is a blend of the maintenance cost sparing, the vacation cost sparing, the punishment cost for propelling the PM activity and the punishment cost for work in process.

The assessment of parts reliability is a central viewpoint for appropriate maintenance execution; existing reliability assessment methods depends on the accessibility of information about segment states. Be that as it may, segment states are frequently questionable or obscure, particularly during the beginning periods of the improvement of new frameworks. In such cases, it is essential to see how vulnerabilities will influence framework reliability evaluation. Reliability of frameworks frequently relies upon their age, characteristic variables (dimensioning, nature of segments, material, and so on.) and states of utilization (condition, load rate, stress, and so forth.). Brissaud et al. (2011) built up a model of disappointment rates as a component of time and impacting factors that permits to speak to the framework life stages considering a huge assortment of qualitative or quantitative, exact or inexact, affecting elements. Zhang and Mostashari (2011) proposed a strategy to survey the reliability of frameworks with persistent appropriation of part dependent on Monte-Carlo reproduction. They showed that part vulnerability has noteworthy effect on the evaluation of framework reliability.

Garg et al. (2010) built up a reliability model for frameworks that experiences halfway just as immediate all out disappointment, for figuring both time-needy and consistent state accessibility under admired just as defective PM. As indicated by You-Tern et al. (2004), the improvement of maintenance techniques must consider that assets are constrained and, in this manner, maintenance will be defective. A few methods have been proposed for arranging maintenance exercises dependent on blemished maintenance. Among these, Whitaker and Samaniego (1989) proposed a technique dependent on an assessment of reliability. Martorell et al. (1999) recommended that PM exercises ought to rely upon the age of the segments and proposed age-subordinate models for assessing the risks and expenses of maintenance. Pérès and Noyes (2003) present a methodology for the assessment of maintenance methodologies by thinking about the impact of specific factors on the dynamic of maintenance on its

structure and its setting of advancement. This genuine methodology thinks about the arrival to an operational state as a point of passage into the assessment of a procedure. It depends on the treatment of data gathered from the historical backdrop of the conduct of hardware on which the methodology to be assessed can be applied.

As per Kumar (1995), blemished maintenance comprises in fixing the framework to a less crumbled state, however without totally taking out the harm, while Conn et al. (2010) broke down the maintenance issues when managing various heterogeneous frameworks, a blend of maintenance procedures (substitution and assessment), monetary reliance among maintenance action, and so forth. With this underlying deciding variable, the structure or redesign of a maintenance plan must start with a thorough investigation of all the hardware and offices, the reason for which is to get all the data important to legitimize and break down the feasibility of every maintenance task, consequently to choose the best maintenance technique for the plant. Such an investigation must start with a point by point stock of hardware and offices, including their attributes and practical interrelationships; records of past disappointments, in the event that they exist; the expense of procurement and supply; the immediate and roundabout expense of maintenance, if this data is accessible; needs and operational components; the kind of maintenance to be done and any legitimate or authoritative commitments concerning maintenance, (for example, occasional examinations subject to guideline, ensure periods, and so on.); the lawful or legally binding commitments of the organization, for example, those related with lawful approvals or punishments in regards to the amount or nature of the generation; the methods (devices, helper gear, and so on.) accessible for maintenance; HR and the capabilities of the work force accessible; the maintenance errands that can or should be contracted out and whatever other viewpoints that are significant for the case being referred to, Gomez de Leon Hijes and Cartagena (2006).

CHAPTER 4

RESEARCH METHODOLOGY

4.1 RESEARCH DESIGN

There is likewise an expansion in kept an eye on offices, especially in remote areas and these patterns will unavoidably increment working expenses. From a speculation point of view, the vulnerability in supply implies that speculators will be hoping to minimal effort of generation and maintenance activities to guarantee the security of their venture. Because of these patterns and difficulties, oil refinery organizations are hoping to enhance generation and improve resource honesty management. A successful methodology for maintenance program and should be possible with qualitative and quantitative procedure.

The qualitative procedure incorporate is a fundamental and noteworthy part of tasks with numerous advantages, including; the decrease of personal time because of startling hardware disappointment, which improves dependability and practicality, expanding gear accessibility and use. Advancing maintenance additionally improves the helpful existence of hardware. Proactive or safeguard maintenance methodologies are a fundamental part of a compelling maintenance program.

The quantitative procedure include with the condition-based maintenance gives a powerful comprehension of hardware condition while in activity and is utilized to foresee disappointment in mechanical frameworks through issue finding from condition observing signs utilizing diagnostics and prognostics. Methodologies are right now a significant focal point of maintenance and maintenance because of the patterns and difficulties, expanded multifaceted nature in modern advances.

4.2 SOURCES OF DATA

Alongside the enormous and complex hardware and gear, another quality of such offices is a moderately little workforce. An advantage of a proficient for this situation is that condition data contacts the applicable individuals and maintenance exercises can be concentrated where and when they are required. Data and correspondence innovations are enabling enormous organizations to create focal maintenance center points that screen remote offices; cautioning and giving help to on location maintenance staff. Remote offices are regularly more of the time found seaward in profound water. The critical challenges related with the assessment of

seaward oil creation offices in profound water stress the significance of changeless condition observing gadgets and subtleties are gathered dependent on primary and secondary data process.

The primary data gathered dependent on the need to quantify materials corruption because of consumption, giving an outline of customary and current erosion observing systems and patterns significant to the oil refinery industry. The secondary data gathered dependent on the Petroleum refineries handling plants are huge and complex activities with numerous frameworks and subsystems working all the while. Inside and between every framework are separators, heat exchangers valves, scrubbers, gatherers, channeling frameworks, and pivoting mechanical frameworks are investigated routinely.

4.3 SAMPLING

As oil refinery organizations relocate into progressively threatening situations, the job will be foremost to their achievement in maintaining activity and generation levels. Right off the bat, the recurrence of maintenance interims is probably going to be unique in relation to offices in all the more pleasing situations and besides, the proficiency and viability of maintenance bolster administrations and conveyance of provisions might be influenced. This features the requirement for constant condition checking data to build up a comprehension of the contrasting maintenance interims, to give more noteworthy lead times to maintenance prerequisites and exercises.

In any case, samples collected when choosing condition markers as those that are delicate to operational factors will definitely deliver condition observing data that may deceive ensuing methodology analyses. Computerization of oil creation and partition offices is attractive as plants gotten all the more every now and again situated in remote regions that are hard to get to. The questionnaire is given of the oil refinery industry is unmistakably an important instrument for estimating maintenance management, both in existing offices and in future improvements with new and fluctuating difficulties by this we have collected 100 samples for the examination in the advancement for enhancing utility in the oil refinery industry.

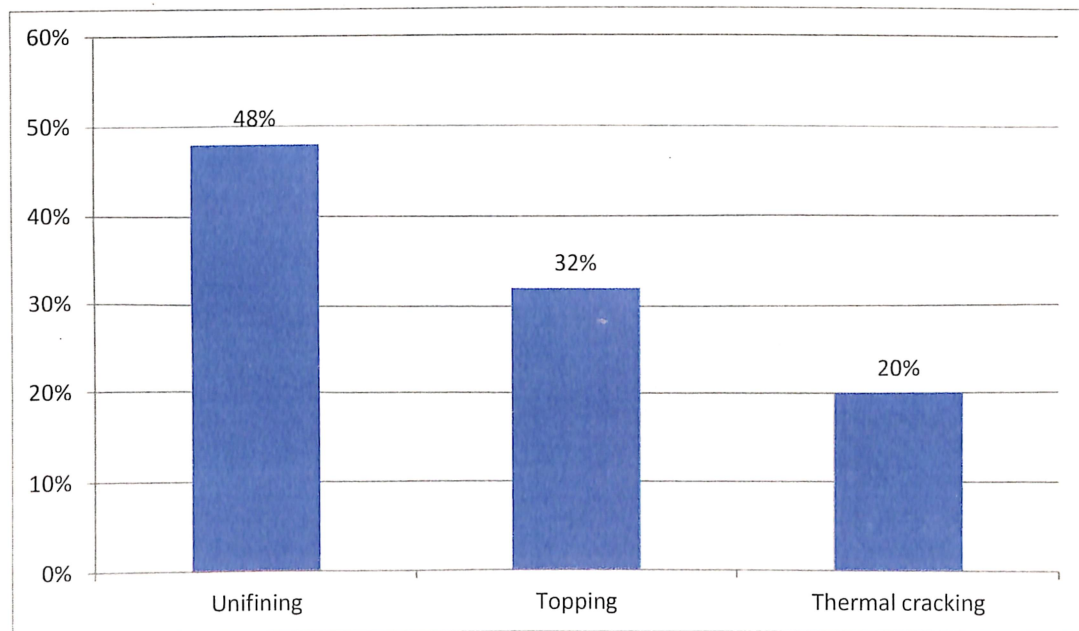
CHAPTER 5

DATA ANALYSIS AND INTERPRETATION

Table 5.1: Analysing the refinery process in company

Options	Percentage
Unifining	48%
Topping	32%
Thermal cracking	20%
Total	100%

Chart 5.1: Analysing the refinery process in company

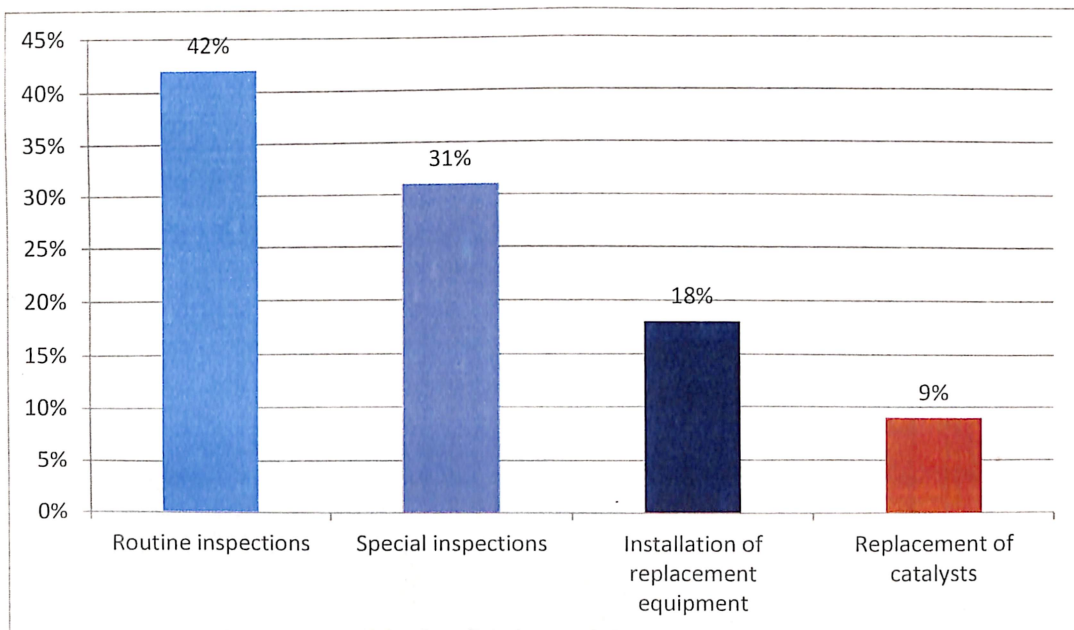


It is interpreted that 48% unifining process done in a company and it is analysed based on methods, 32% topping process done in a company and it is analysed based on methods and 20% thermal cracking process done in a company and it is analysed based on methods

Table 5.2: Maintenance activities done in a company

Options	Percentage
Routine inspections	42%
Special inspections	31%
Installation of replacement equipment	18%
Replacement of catalysts	9%
Total	100%

Chart 5.2: Maintenance activities done in a company

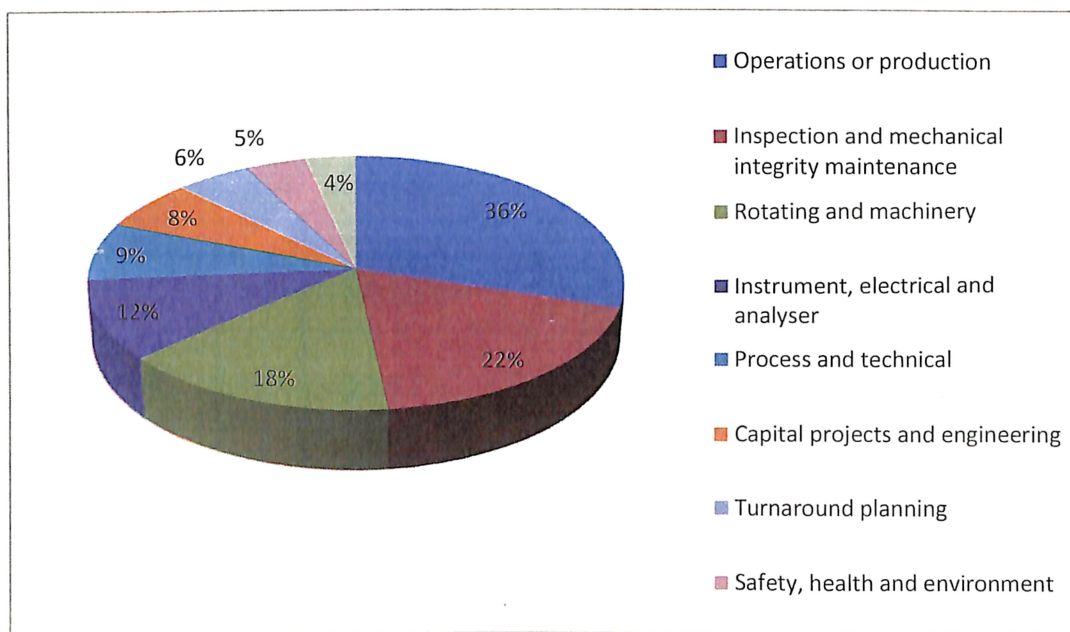


It is interpreted that 42% routine inspections, 31% special inspections, 18% installation of replacement equipment and 9% replacement of catalysts are the main maintenance activities done in a company

Table 5.3: Identifying the potential in refinery

Options	Percentage
Operations or production	36%
Inspection and mechanical integrity maintenance	22%
Rotating and machinery	18%
Instrument, electrical and analyser	12%
Process and technical	9%
Capital projects and engineering	8%
Turnaround planning	6%
Safety, health and environment	5%
Outside parties	4%
Total	120%

Chart 5.3: Identifying the potential in refinery

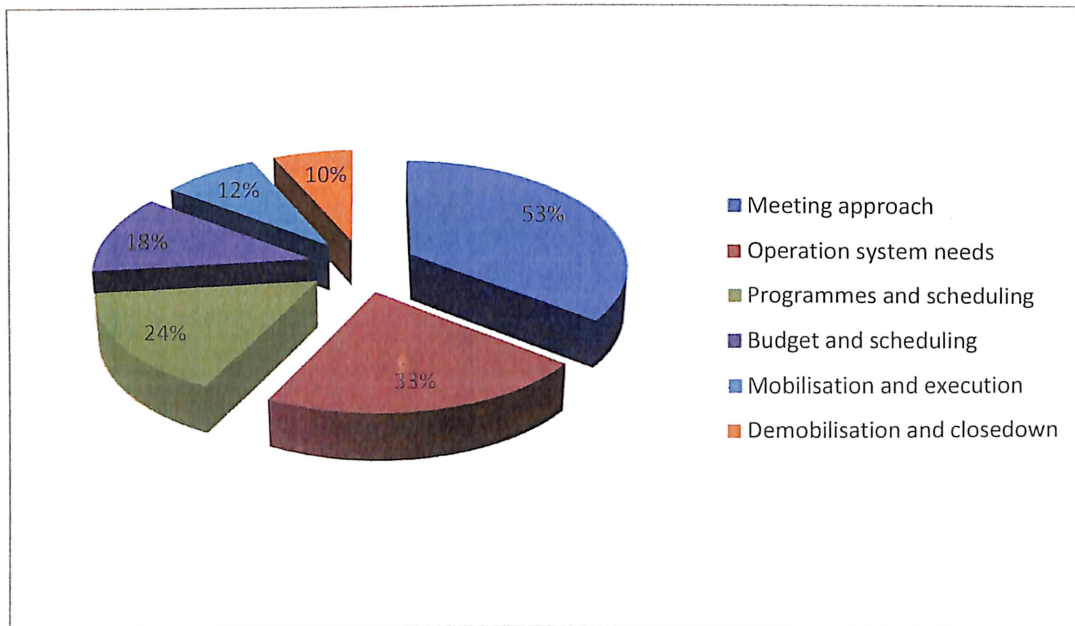


It is interpreted that we have identified the potential in refinery that these process are the main potential need to be identified and turn around in the work phase in the refinery maintenance

Table 5.4: Examining the refinery plant

Options	Percentage
Meeting approach	53%
Operation system needs	33%
Programmes and scheduling	24%
Budget and scheduling	18%
Mobilisation and execution	12%
Demobilisation and closedown	10%
Total	150%

Chart 5.4: Examining the refinery plant

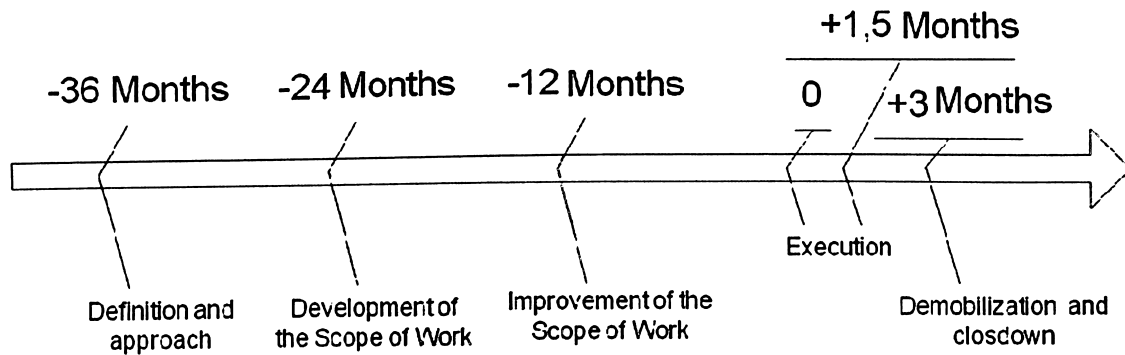


It is interpreted that 53% meeting approach, 33% operation system needs, 24% programmes and scheduling, 18% budget and scheduling, 12% mobilization and execution and 10% demobilization and closedown are the examining the refinery plant

Table 5.5: Time taken for maintenance in refinery

Options	Months
Approach of work	-36 months
Development of the scope of the work	-24 months
Improvement of the scope of the work	-12 months
Execution	+1.5 months
Demobilization and closedown	+ 3 months

Figure 5.5: Time taken for maintenance in refinery

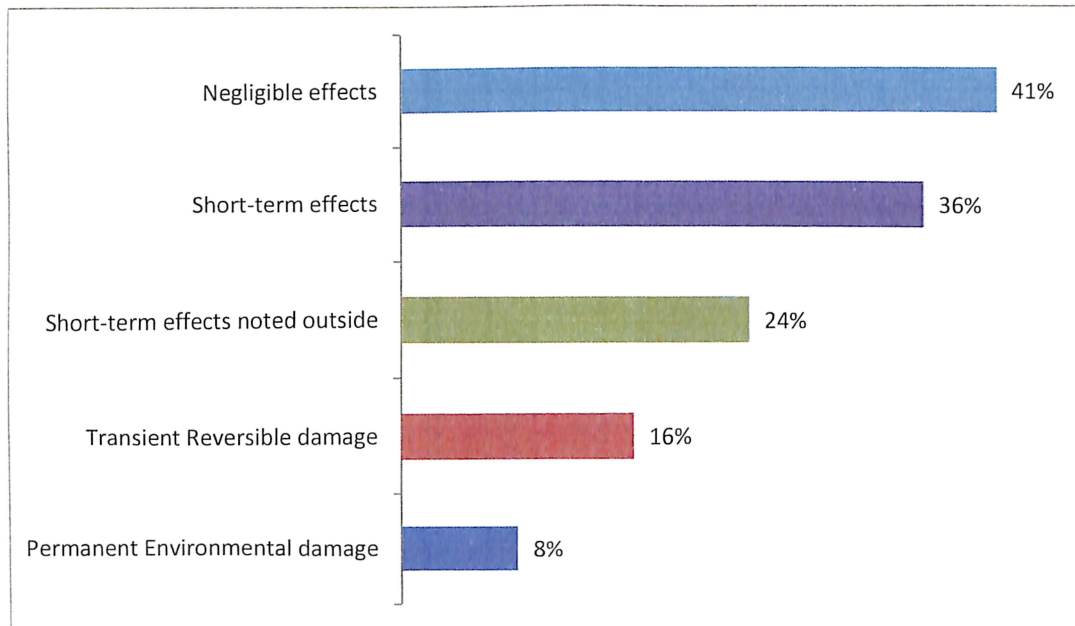


In is interpereted that for achieving the refinery process we need to get the scope of the work within 10-12 months and need to be validation done based on the maintain process and this makes result in schedule the costs. The economic basis on production plant reduces 3-5% yearly basis for the equipment failures and costs minor losses so the refinery plant discuss with the investments for the company improvement.

Table 5.6: Decision making applied in the analysed refinery

Options	Image	Percentage
Minor	Negligible effects	41%
Moderate	Short-term effects	36%
Severe	Short-term effects noted outside	24%
Very severe	Transient Reversible damage	16%
Catastrophic	Permanent Environmental damage	8%
	Total	125%

Chart 5.6: Decision making applied in the analysed refinery

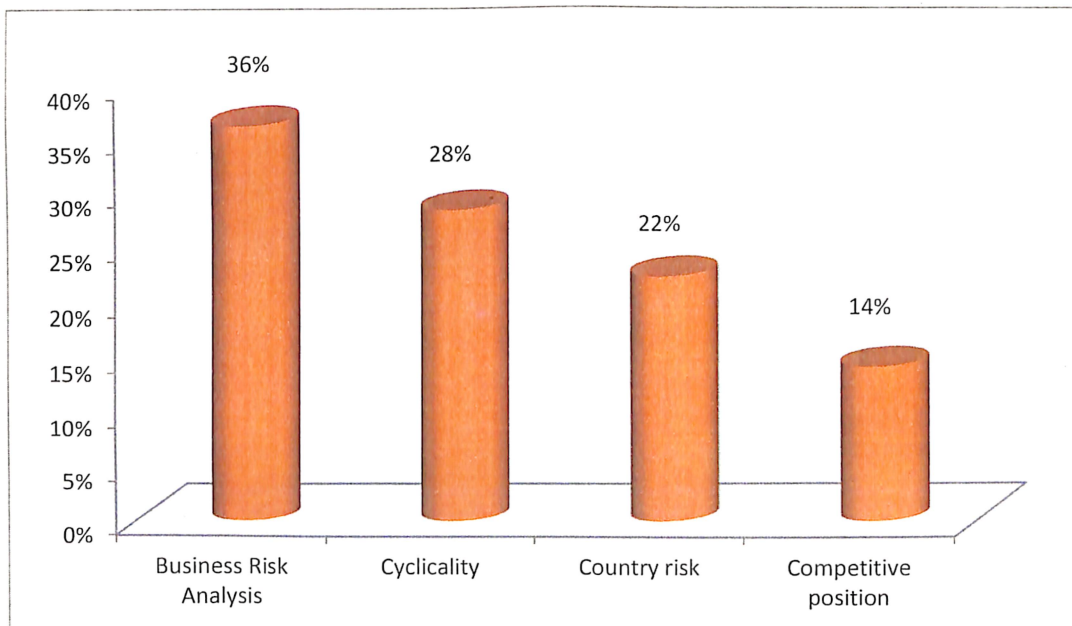


It is interpreted that 41% negligible effects, 36% short-term effects, 24% short-term effects noted outside, 16% transient reversible damage and 8% permanent environmental damage are the decision making applied and analysed in the refinery

Table 5.7: Different methodology used to managing oil refinery

Options	Percentage
Business Risk Analysis	36%
Cyclicalilty	28%
Country risk	22%
Competitive position	14%
Total	100%

Chart 5.7: Different methodology used to managing oil refinery

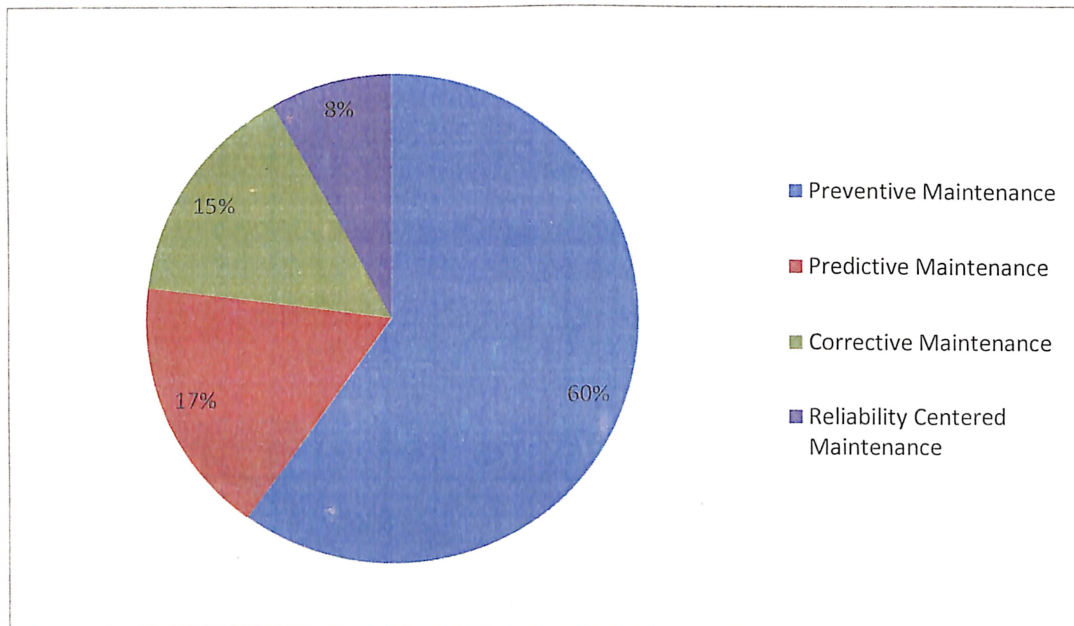


It is interpereted that 36% were business risk analysis, 28% cyclicalilty, 22% country risk and 14% competitive position are the methodology risk used to be applied for managing oil refinery

Table 5.8: Various maintenance techniques used in oil refinery

Options	percentage
Preventive Maintenance	60%
Predictive Maintenance	17%
Corrective Maintenance	15%
Reliability Centered Maintenance	8%
Total	100%

Chart 5.8: Various maintenance techniques used in oil refinery

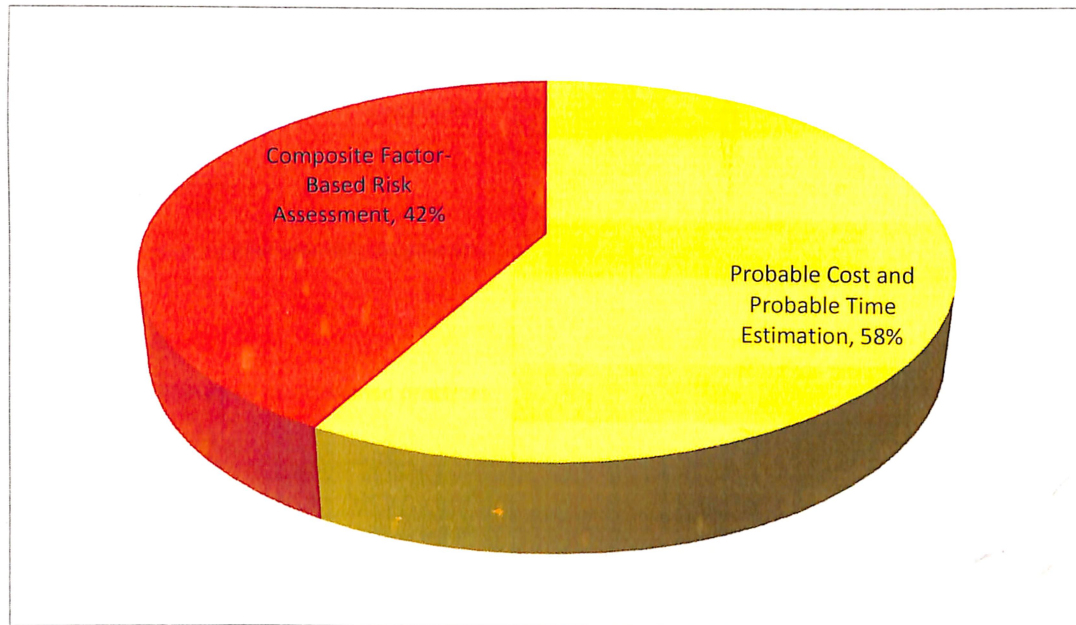


It is interpreted that 60% we use preventive maintenance for the oil refinery, 17% predictive maintenance, 15% corrective maintenance and 8% reliability centered maintenance are the various maintenance techniques but we give more preference for the preventive maintenance in oil refinery

Table 5.9: Management methods and analyses to maintain the refinery

Management methods	Percentage
Probable Cost and Probable Time Estimation	58%
Composite Factor-Based Risk Assessment	42%
Total	100%

Chart 5.9: Management methods and analyses to maintain the refinery




It is interpreted that 58% we use mostly Probable Cost and Probable Time Estimation management methods and analysis for maintaining the refinery and 42% Composite Factor-Based Risk Assessment are the management methods used for analysis for maintaining the refinery purposes in the industry

Table 5.10: how to reducing the cost for maintenance management in Oil refinery?

Options	Percentage
Taxonomy of maintenance regimes	86%
Cost regimes of maintenance practices	75%
Integrity management programme	65%
Promptly respond to equipment malfunctions	74%
Total	300%

Chart 5.10: how to reducing the cost for maintenance management in Oil refinery?



It is interpreted that we can reduce the cost for maintenance management in oil refinery by 86% taxonomy of maintenance regimes, 75% cost regimes of maintenance practices, 74% promptly respond to equipment malfunctions, 65% integrity management programme are the maintenance management for cost reducing in oil refinery

CHAPTER 6

CONCLUSION AND RECOMMENDATIONS

6.1 CONCLUSION

The methodology was that of distinguishing the extremely critical occasions, things and work arranges as far as wellbeing, condition, plant accessibility, quality of the item and maintenance costs, in order to have the option to continue, in a methodical way, with disappointment analysis and in this way with the presentation of ensuing corrective activity in refinery.

The use of the methodology in the maintenance exercises of the refinery has demonstrated how the utilization of assessment techniques prompts an improvement in the records which measure maintenance quality. The planning of essential activities is made based on risk estimation, cost of the option yet most importantly based on assets accessible.

Tests did by board of master have permitted to improve and to institutionalize the technique because of the particular application field of refinery plants. The basic leadership has end up being an apparatus which measures the risk and can prompt the fixing of needs and can legitimize decisions as far as activity risks potential enhancements and assets used to get the outcome.

Methodology must be done by an exceptional group whose experience must ensure careful competency concerning all parts of the particular activity being inspected. The work method which was created has likewise prompted a typical and effectively intelligible specialized language which is utilized by every one of the individuals who interface on the plants. It has improved the comprehension of the manner by which the plant works and has made upgrades conceivable both in the maintenance and the running procedures of the refinery plant.

6.2 RECOMMENDATIONS

Maintenance engineering speaks to the specialized and authoritative response to advance the consistent improvement and the greatness of the exhibitions, together with the costs decrease.

The utilization of the maintenance designing permits to diminish the quantity of hardware that should be remembered for the shutdown, diminishing the absolute time of the blackout and the creation misfortune, and expanding the interim between two shutdowns.

Two methods have been tried for characterizing the things to remember for the customized turnaround and dispose of those being possibly made do with current maintenance.

This methodology permitted recognizing the extremely critical occasions and the things to remember for terms of wellbeing, condition, and plant accessibility, quality of the item and maintenance costs.

Additionally, it likewise brought to the improvement of a typical specialized language encouraging the correspondence between every one of the individuals collaborating in the plants.

The created and exhibited without precedent for the broke down refinery, was applied in the recreation of a similar turnaround management. The outcomes demonstrated that, additionally with this technique, it was conceivable to improve the exhibition of the procedure regarding gear decrease, activities and expenses.

An alternate outcome was gotten for the assets; more faculties were to be sure engaged with the management, because of the incredible measure of data expected to compute the index and the exertion made to make and refresh the database.

Regardless of this specialized instrument gives a total diagram of the present hardware condition of maintenance; the significant endeavours mentioned are paid off by the minor multifaceted nature in the management of the projects that for a refinery establish one of the primary issues.

Further researches will be done to streamline the data assortment, refreshing and handling; for this reason, a product apparatus is being created by the maintenance and reliability group of the refinery together with the researchers associated with this work.

BIBLIOGRAPHY

1. Ahuja, I.P.S. what's more, Khamba, J.S. (2008) 'Absolute gainful maintenance execution in an assembling association', *Int. J. Efficiency and Quality Management*, Vol. 3, No. 3, pp.360–381.
2. Ahuja, I.P.S. what's more, Khamba, J.S. (2009) 'Examination of assembling execution accomplishments through key all out beneficial maintenance activities', *Int. J. Efficiency and Quality Management*, Vol. 4, No. 2, pp.129–152.
3. Programming interface Publication 581 (2002) Risk-based Inspection (first ed.). Base Resource Document, American Petroleum Institute.
4. Programming interface Recommended Practice 580 (2002) Risk-based Inspection (first ed.). American Petroleum Institute.
5. Arunraj, N.S. what's more, Maiti, J. (2007) 'Risk-based maintenance – techniques and applications', *Journal of Hazardous Materials*, Vol. 142, No. 3, pp.653–661.
6. Bahrami, G.K. what's more, Price, J. (2000) *Mantenimiento basado en el riesgo*. Madrid: Gestion de activos industriales, Vol. III, No. 9, Alcion.
7. Bevilacqua, M., Braglia, M. what's more, Gabbrielli, R. (2000) 'Monte Carlo reenactment approach for a changed FMECA in a force plant', *Quality and Reliability Engineering International*, Vol. 16, pp.313–324, DOI: 10.1002/1099-1638(200007/08).
8. Bhangu, N.S., Singh, R. what's more, Pahuja, G.L. (2011) 'Reliability centered maintenance in a warm force plant: a contextual analysis', *Int. J. Efficiency and Quality Management*, Vol. 7, No. 2, pp.209–228.
9. Brissaud, F., Lanternier, B. what's more, Charpentier, D. (2011) 'Displaying disappointment rates as per time and affecting variables', *Int. J. Reliability and Safety*, Vol. 5, No. 2, pp.95–109.
10. Casal, J., Montiel, H., Planas, E. furthermore, Vilchez, J. (1999) *Analisis del riesgo en instalaciones industriales*. Barcelona: Ediciones UPC.
11. Cepin, M. (2002) 'Streamlining of wellbeing hardware blackouts improves security', *Reliability Engineering and System Safety*, Vol. 80, pp.77–71.
12. Conn, A.R., Deleris, L.A., Hosking, J.R.M. furthermore, Thorstensen, T.A. (2010) 'A recreation model for improving the maintenance of significant expense frameworks, with application to a seaward oil establishment', *Quality and Reliability Engineering International*, Vol. 26, pp.733–748, DOI: 10.1002/qre.1136.

13. Duffuaa, S.O. furthermore, Daya, B. (2004) 'Turnaround maintenance in petrochemical industry: rehearses and recommended upgrades', *Journal of Quality and Maintenance Engineering*, Vol. 10, No. 3, pp.184–190, DOI: 10.1108/13552510410553235.
14. Garg, S., Singh, J. furthermore, Singh, D.V. (2010) 'Accessibility and maintenance planning of a repairable square board producing framework', *Int. J. Reliability and Safety*, Vol. 4, No. 1, pp.104–118.
15. Ghosh, D. what's more, Roy, S. (2010) 'A basic leadership system for process plant maintenance', *European Journal of Industrial Engineering*, Vol. 4, No. 1, pp.78–98.
16. Gomez de Leon Hijes, F. also, Cartagena, J.J.R. (2006) 'Maintenance methodology dependent on a multicriterion order of supplies', *Reliability Engineering and System Safety*, Vol. 91, pp.444–451.
17. Hokstad, P., Flotten, P., Holmstrom, S., McKenna, F. also, Onshus, T. (1995) 'A reliability model for streamlining of test plans for fire and gas finders', *Reliability Engineering and System Safety*, Vol. 47, pp.15–25.
18. Khanna, V.K. (2008) 'Absolute gainful maintenance experience: a contextual analysis', *Int. J. Profitability and Quality Management*, Vol. 3, No. 1, pp.12–32.
19. Kister, T.C. also, Hawkins, B. (2006) *Maintenance Planning and Scheduling: Streamline Your Organization for a Lean Environment*. Burlington, MA: Elsevier Inc., ISBN: 978-0-7506-7832-2.
20. Kumar, D. (1995) 'Corresponding perils demonstrating of repairable frameworks', *Quality and Reliability Engineering International*, Vol. 11, No. 5, pp.361–369.
21. Martorell, S., Sanchez, A. also, Serradell, V. (1999) 'Age-subordinate reliability model thinking about impacts of maintenance and working conditions', *Reliability Engineering and System Safety*, Vol. 64, No. 1, pp.19–31.
22. Pérès, F. what's more, Noyes, D. (2003) 'Assessment of a maintenance procedure by the analysis of the pace of fix', *Quality and Reliability Engineering International*, Vol. 19, pp.129–148, DOI: 10.1002/qre.515.
23. Rosmaini, A., Shahrul, K., Ishak, A.A. what's more, Indra, P.A. (2011) 'Preventive substitution plan: a contextual investigation at a preparing industry', *Int. J. Mechanical and Systems Engineering*, Vol. 8, No. 3, pp.386–406.
24. Sachdeva, A., Kumar, D. what's more, Kumar, P. (2008) 'A methodology to decide maintenance criticality utilizing AHP', *Int. J. Efficiency and Quality Management*, Vol. 3, No. 4, pp.396–412.

25. Savino, M.M., Brun, A. what's more, Riccio, C. (2011) 'Incorporated framework for maintenance and wellbeing management through FMECA standards and fluffy surmising motor', *European Journal of Industrial Engineering*, Vol. 5, No. 2, pp.132–169.
26. Sawhney, R., Kannan, S. what's more, Li, X. (2009) 'Building up a worth stream guide to assess breakdown maintenance activities', *Int. J. Mechanical and Systems Engineering*, Vol. 4, No. 3, pp.229–240.
27. S-RCM Training Guide (2000) Shell-reliability Centered Maintenance. Amsterdam, the Netherlands: Shell Global Solution International.
28. Singh, A.B. (2000) *World-Class Turnaround Management*. Houston, USA: Everest Press.
29. Tsakatikas, D., Diplaris, S. what's more, Sfantsikopoulos, M. (2008) 'Save parts criticality for spontaneous maintenance of mechanical frameworks', *European Journal of Industrial Engineering*, Vol. 2, No. 1, pp.94–107.
30. Whitaker, L.R. what's more, Samaniego, F.J. (1989) 'Evaluating the reliability of frameworks subject to defective maintenance', *Journal of American Statistical Association*, Vol. 84, No. 405, pp.301–309.
31. You-Tern, T., Kuo-Shong, W. what's more, Lin-Chang, T. (2004) 'An investigation of accessibility centered preventive maintenance for multi-part frameworks', *Reliability Engineering and System Safety*, Vol. 84, No. 3, pp.261–270.
32. Zhang, C. also, Mostashari, A. (2011) 'Impact of segment vulnerability on reliability appraisal of frameworks with constant states', *Int. J. Mechanical and Systems Engineering*, Vol. 7, No. 4, pp.542–552.
33. Zhou, X., Lu, Z. also, Xi, L. (2010) 'A unique astute preventive maintenance approach for multi-unit arrangement frameworks with halfway supports', *Int. J. Modern and Systems Engineering*, Vol. 6, No. 3, pp.276–288.